


SabMag/VFR List Microfiche & Manuals Electronic Reader Project

The microfiche and manuals contained herein are provided as a service to the Internet mailing-list community for non-commercial use only. No warranties, express or implied, are given for the accuracy of this material. All materials contained on this CD are in Adobe Portable Document Format (PDF). You may freely copy this information provided it is used in its entirety and includes this message. The free Adobe Acrobat Reader® for each of the supported computer platforms is included to allow reading. Separate license agreements are provided for this software by Adobe and included in the installation package.

**Back to
Index**

Continue
To next page


B 1



VFR100R III-E

CONTENTS

	Address No.
●Model photograph	B 1
●Instruction for use of parts catalogue ...	B 3
I . How to order parts	B 3
II . How to read this parts catalogue	B 3
III . How to use the flat rate time (F.R.T.).....	B 12
●Engine group contents	B 14
●Frame group contents	C 1
●Engine group	D 1
●Frame group	G 1
●Part No. index	K 1
●Part name index	L 1



INSTRUCTION FOR USE OF PARTS CATALOGUE

This parts catalogue is compiled all service parts and flat rate time (F.R.T.) for models VFR400RIII_L and VFR400RIII_M.

I. How to order parts

1. Information required

Replacement parts orders must contain both the **part number** and the **stamped number (s)** as described below. This is because any changes and modifications of parts are registered at HONDA with the pertinent parts and stamped numbers.

Numbers needed:

- (a) Carburetor parts: Part number and
Stamped carburetor identification number
- (b) Engine parts: Part number and
Stamped engine number
- (c) Frame parts: Part number and
Stamped frame number

2. Revisions

When modifications or additions to this parts catalogue are made, a revised edition will be issued at an appropriate time, with successively progressing revision numbers on the cover.

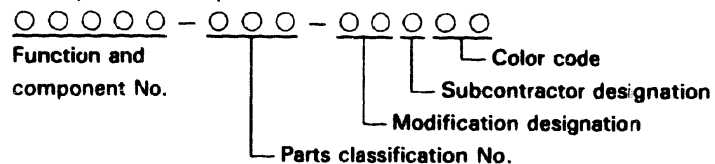
We recommend obtaining such revisions in order to keep your parts catalogue up-to-date at all times. To check whether a parts catalogue revision has been issued, please contact your HONDA distributor.

The asterisk (*) in front of "Ref. No." indicates that the part No. is added or changed against the previous edition.

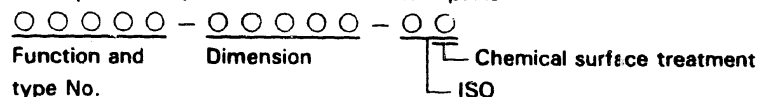
II. How to read this parts catalogue

1. Make-up of the part number

(Example) General parts



(Example) Bolts, nuts and other standard parts



2. Color codes

The color code at the end of the part number indicates the color. Codes below ZA in alphabetical order (such as ZA, ZB, ZC, etc.) do not indicate the color directly, but reference must be made to the HONDA code given in the "Description" column of this parts catalogue.

Color code	Color description
HONDA code	
NH1	Black
NH1L	Black
NH196	Ross white
NH236M	Sparkle frost silver metallic
NH249	Mat works gray
PB200	Dekar blue
R112L	Factory red
R134	Fighting red
YR147M	Max brown metallic

3. Abbreviations

The following abbreviations are used in this parts catalogue.

ASSY.	Assembly	L.E.D	Light emitted diode
COMP.	Complete	MPH	Miles per hour
R.	Right	L (100L)	Link (100Links)
L.	Left	A.C.	Alternating current
STD.	Standard	D.C.	Direct current
MM	Millimeter	IN.	Inlet
G	Gram	EX.	Exhaust
T (22T)	Tooth (22Teeth)	FR.	Front
A	Ampere	RR.	Rear
V	Volt	HEX.	Hexagonal
W	Watt	A.M.	Attaching mark
WL	With labelling	T.M.	Transcript mark
WOL	Without labelling	C.D.I.	Capacitive discharge ignition
KPH	Kilometers per hour		

4. Dimensions

All dimensions are given in millimeters (mm) except in the case of steel balls, tires and tire tubes.

Parts	Example	Interpretation
Bolt (Screw)	6 x 12	6mm diameter, 12mm length
Pir.	8 x 14	8mm diameter, 14mm length
O-Ring	9.5 x 1.6	9.5mm diameter, 1.6mm thickness
Oil seal	14 x 24 x 5	14mm inside diameter, 24mm outside diameter, 5mm thickness
Tube	5 x 130	5mm inside diameter, 130mm length

5. Supersedence of parts

Part numbers given under the part name in the "Description" column indicate that the part number has been superseded by that part number. HONDA may make such supersedence without notice.

6. Assemblies

Sections framed with broken lines in the exploded view drawings are available as complete assemblies. (Their individual parts can also be obtained.)

7. Required quantity

The number given in the "Reqd. No." column indicates the quantity of parts used in the section described in that block.

Parts with quantities in () represent optional parts.

Part whose required number is "N", is part whose required number can be selected at need.

8. Part modifications and applicable serial numbers

In cases where a part has been modified, the serial number of the first vehicle (or frame, engine, carburetor) bearing the modification is listed in the "Serial No." column.

9. Illustration

Illustration of parts given in parts catalogue diagrams are provided for convenience in identifying parts and may differ from the actual configuration of parts.

* (),) appended to the title number of this text means that the same title number continues from the previous page.

10. Models, area codes and applicable serial numbers

Models, area codes and applicable serial Nos. given in this parts catalogue can be identified as follows.

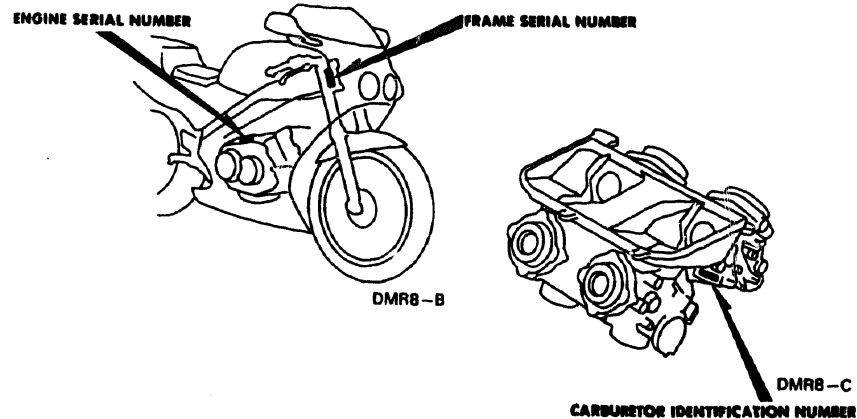
Parts with area codes are exclusive for models destined for countries designated. If no area codes are listed, parts are for common use.

Model	Area code	Type	Applicable engine serial No.	Applicable frame serial No.	Applicable carburetor identification No.
VFR400RIII L	AR	Austria	NC13E-2100009 ~	NC30-2000009 ~	VDE3C
	E	England	NC13E-2100007 ~	NC30-2000008 ~	VDE3B
VFR400RIII M	AR	Austria	NC13E-2200006 ~	NC30-2100006 ~	VDE3G
	E	England	NC13E-2200001 ~	NC30-2100001 ~	VDE3F
	F	France	These types are not yet produced.		
	G	Germany			

* Of carburetor identification numbers, only the portions underlined in the example below are used for registration.

VDE3B KC P

11. Location of stamped serial number



12. Selection table for lock or blank key

Refer to the following selection table to select the lock or blank key.

Type	Key No.
TYPE 1	A** , B**
TYPE 2	C** , D**

*: 0, 1, 2, 3, 4, 5, 6, 7, 8 or 9

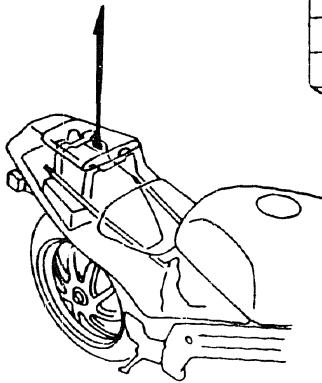


13. Color label


- When ordering parts, check the model name, main color, and code by observing the COLOR LABEL on the vehicle.
- When ordering a colored part, use the Color Chart in the INSTRUCTION FOR USE OF PARTS CATALOGUE.

VFR400RIII (L)
COLOR NH-196
CODE NH196K

			VFR400RIII (L)				
			MODEL	Ross white NH-196	Applicable model		Applicat address No.
			COLOR	NH196H	Initial applicable model	Final applicable model	
			CODE				
No.	Name of colored parts	Basic part No.					
1	BRIDGE COMP., FORK TOP	53300-MR8-000	ZA				68
2	CASE COMP., L. BOTTOM	51521-MR8-003	ZA				
3	CASE COMP., R. BOTTOM	51421-MR8-003	ZA				
4	COVER ASSY	57711-MR8-000	ZA				



DMR8 - A



14. Color chart

- When ordering a colored part, refer to the chart below and use a part number consisting of the relevant basic part number to which has been added a part color code.
(e.g. If a COVER ASSY., R. SIDE whose main color is ross white is required - 83611-MR8-000ZA)
- Stripes and labels other than caution labels are included in parts whose part name end in WL.
- Stripes and labels are not included in parts whose part name end in WOL.


VFR400R111L NC30-2000006~

No.	MODEL		VFR400R111 L			
	COLOR		Ross white NH-198	Applicable model		Applicable address No.
	CODE		NH198K	Initial applicable model	Final applicable model	
	Name of colored parts	Basic part No.				
1	BRIDGE COMP., FORK TOP	53300-MR8-000	ZA			G8
2	CASE COMP., L. BOTTOM	51521-MR8-003	ZA			G12
3	CASE COMP., R. BOTTOM	51421-MR8-003	ZA			G11
4	COVER ASSY., L. SIDE (WL)	83711-MR8-000	ZA			H8
5	COVER ASSY., R. SIDE (WL)	83611-MR8-000	ZA			H8
6	COWL ASSY., FR. UPPER	64202-MR8-600	ZA			I14
7	COWL ASSY., L. LOWER (WL)	64361-MR8-600	ZA			I14
8	COWL ASSY., R. LOWER (WL)	64351-MR8-600	ZA			I14
9	COWL SET A, RR. (WL)	77205-MR8-600	ZA			H7
10	COWL, INNER HALF	64270-MR8-000	ZA			I14
11	COWL, RR. (B)	77210-MR8-600	ZA			H7
12	FENDER COMP., FR.	61100-MR8-000	ZB			G10
13	FORK ASSY., L. FR	51500-MR8-601	ZA			G11
14	FORK ASSY., R. FR.	51400-MR8-601	ZA			G11
15	LABEL, COLOR	87565-MR8-600	ZA			J1
16	LABEL, FUEL	87586-MR6-670	ZA			J1
17	LID ASSY., L. COWL SIDE (WL)	64366-MR8-600	ZA			I15
18	LID ASSY., R. COWL SIDE (WL)	64356-MR8-600	ZA			I14
19	MARK A, UPPER COWL	64226-MR8-300	ZA			J2
20	MARK B, RR. COWL	77226-MR8-300	ZA			J2

B 8

VFR400RIII: NC30-200006-

No.	MODEL		VFR400RIII (L)			
	COLOR		Ross white NH-196	Applicable model		Applicable address No.
	CODE		NH196K	Initial applicable model	Final applicable model	
Name of colored parts	Basic part No.					
21	MARK, DRIVE CAUTION	87560-ME9-670	ZA			J1
22	MARK, L. FUEL TANK	17532-MR8-300	ZA			J2
23	MARK, L. LOWER COWL	64274-MR8-300	ZA			J2
24	MARK, L. SIDE COWL	77231-MR8-300	ZA			J3
25	MARK, R. FUEL TANK	17531-MR8-300	ZA			J2
26	MARK, R. LOWER COWL	64273-MR8-300	ZA			J2
27	MARK, R. SIDE COWL	77230-MR8-300	ZA			J3
28	MIRROR, L. BACK	88120-MR8-600	ZA			I16
29	MIRROR, R. BACK	88110-MR8-600	ZA			I15
30	PLATE, SIDE COVER	83604-KV3-770	2C			H7
31	PLATE, SIDE COVER	83604-MR8-000	ZA			H7
32	SEAT COMP., MAIN	77100-MR8-003	ZA			H7
33	SEAT COMP., PILLION	77150-MR8-003	ZA			H7
34	STRIPE, FUEL TANK	17508-MR8-300	ZA			J2
35	STRIPE, L. LOWER COWL	64272-MR8-300	ZA			J2
36	STRIPE, L. SIDE COWL (A)	77217-MR8-300	ZA			J2
37	STRIPE, L. SIDE COWL (D)	77222-MR8-300	ZA			J2
38	STRIPE, R. LOWER COWL	64271-MR8-300	ZA			J2
39	STRIPE, R. SIDE COWL (A)	77216-MR8-300	ZA			J2
40	STRIPE, R. SIDE COWL (D)	77221-MR8-300	ZA			J2
41	TANK ASSY., FUEL (WL)	17506-MR8-010	ZA			H5
42	WHEEL SET, FR.	44650-MR8-305	ZA			G15
43	WHEEL SET, RR.	42650-MR8-305	ZA			H3



VFR400RIIM NC30-2100001-----AR, E

VFR400RIIM These types are not yet produced.-----F, G

No.	MODEL		VFR400RIIM			
	COLOR		Ross white NH-196	Applicable model		Applicable address No.
	CODE		NH196H	Initial applicable model	Final applicable model	
	Name of colored parts	Basic part No.				
1	BRIDGE COMP., FORK TOP	53300-MR8-000	ZA			G8
2	CASE COMP., L. BOTTOM	51521-MR8-003	ZB			G12
3	CASE COMP., R. BOTTOM	51421-MR8-003	ZB			G11
4	COVER ASSY., L. SIDE (WL)	83711-MR8-780	ZA			H8
5	COVER ASSY., R. SIDE (WL)	83611-MR8-780	ZA			H8
6	COWL ASSY., FR. UPPER (WL)	64202-MR8-740	ZA			I14
7	COWL ASSY., L. LOWER (WL)	64361-MR8-740	ZA			I14
8	COWL ASSY., R. LOWER (WL)	64351-MR8-740	ZA			I14
9	COWL SET A, RR. (WL)	77205-MR8-600	ZA			H7
10	COWL, INNER HALF	64270-MR8-000	ZA			I14
11	COWL, RR. (B)	77210-MR8-600	ZA			H7
12	FENDER COMP., FR.	61100-MR8-000	ZB			G10
13	FORK ASSY., L. FR.	51500-MR8-601	ZB			G12
14	FORK ASSY., R. FR.	51400-MR8-601	ZB			G11
15	LABEL, COLOR	87565-MR8-740	ZA			J1
16	LABEL, FUEL	87586-MR6-670	ZA			J1
17	LID ASSY., L. COWL SIDE (WL)	64366-MR8-740	ZA			I15
18	LID ASSY., R. COWL SIDE (WL)	64356-MR8-740	ZA			I14
19	MARK A, UPPER COWL	64226-MR8-780	ZA			J4
20	MARK B, RR. COWL	77226-MR8-300	ZA			J5

B 10

VFR400RIIM NC30-2100001-----AR, E

VFR400RIIM These types are not yet produced.----F, G

No.	MODEL		VFR400RIIM			
	COLOR		Ross white NH-196	Applicable model		Applicable address No.
	CODE		NH196H	Initial applicable model	Final applicable model	
	Name of colored parts	Basic part No.				
21	MARK B, UPPER COWL	64217-MR8-780	ZA			J4
22	MARK, DRIVE CAUTION	87560-ME9-670	ZA			J1
23	MARK, L. COWL LID (A)	64222-MR8-780	ZA			J4
24	MARK, L. COWL LID (B)	64229-MR8-780	ZA			J4
25	MARK, L. FUEL TANK	17532-MR8-780	ZA			J4
26	MARK, L. LOWER COWL (A)	64272-MR8-780	ZA			J4
27	MARK, L. LOWER COWL (B)	64274-MR8-780	ZA			J4
28	MARK, L. SIDE COVER	77220-MR8-780	ZA			J5
29	MARK, R. COWL LID (A)	64221-MR8-780	ZA			J4
30	MARK, R. COWL LID (B)	64228-MR8-780	ZA			J4
31	MARK, R. FUEL TANK	17531-MR8-780	ZA			J4
32	MARK, R. LOWER COWL (A)	64271-MR8-780	ZA			J4
33	MARK, R. LOWER COWL (B)	64273-MR8-780	ZA			J4
34	MARK, R. SIDE COVER	77219-MR8-780	ZA			J5
35	MIRROR, L. BACK	88120-MR8-600	ZA			I16
36	MIRROR, R. BACK	88110-MR8-600	ZA			I15
37	PLATE, SIDE COVER	83603-MR8-780	ZA			H7
38	PLATE, SIDE COVER	83604-MR8-780	ZA			H7
39	SEAT COMP., MAIN	77100-MR8-003	ZA			H7
40	SEAT COMP., PILLION	77150-MR8-003	ZA			H7

B 11

VFR400RIIIM NC30-2100001 ~----AR, E

VFR400RIIIM These types are not yet produced.----F, G

No.	MODEL		VFR400RIIIM			
	COLOR		Ross white NH-196	Applicable model		Applicable address No.
	CODE			Initial applicable model	Final applicable model	
	Name of colored parts	Basic part No.	NH196H			
41	STRIPE, L. COWL LID (A)	64231-MR8-780	ZA			J4
42	STRIPE, L. COWL LID (B)	64233-MR8-780	ZA			J4
43	STRIPE, L. SIDE COVER (A)	77217-MR8-780	ZA			J5
44	STRIPE, L. SIDE COVER (B)	77222-MR8-780	ZA			J5
45	STRIPE, R. COWL LID (A)	64230-MR8-780	ZA			J4
46	STRIPE, R. COWL LID (B)	64232-MR8-780	ZA			J4
47	STRIPE, R. SIDE COVER (A)	77216-MR8-780	ZA			J4
48	STRIPE, R. SIDE COVER (B)	77221-MR8-780	ZA			J5
49	TANK ASSY., FUEL (WL)	17520-MR8-780	ZA			H5
50	WHEEL SET, FR.	44650-MR8-305	ZA			G15
51	WHEEL SET, RR.	42650-MR8-305	ZA			H3

III. How to use the flat rate time (F.R.T.)

This F.R.T. (Flat Rate Time) is used to determine the standard labor time allowed for replacement of parts covered by the warranty during the period the warranty is in effect. The F.R.T. for those parts which are not listed herein should be determined from the operation closely related to the replacement of that part.

The F.R.T. is based on the following servicing conditions

- a. A liberal allowance is added to the net servicing time.
- b. Standard times specified are based on the condition that the necessary servicing tools listed in the service manual (motorcycle) which describes the HONDA service policy are available close at hand and the work performed by a mechanic with normal skill.
- c. Time required for inspection and operational test following the servicing is included in the F.R.T.

2. Method of computing

The job times are listed in tenth of an hour to simplify computation.

- (Example) 0.3 = 18 minutes
 5.6 = 5 hours and 36 minutes

CONVERSION CHART			
Hours	Minutes	Hours	Minutes
0.1	6	0.6	36
0.2	12	0.7	42
0.3	18	0.8	48
0.4	24	0.9	54
0.5	30	1.0	60

3. Computing the F.R.T.

When several jobs are performed at the same time, make the calculation in the following manner.

a. Jobs of non duplicated nature

The F.R.T. for the job is obtained by totalling the F.R.T. for each part replaced. (Example) Replacement of cylinder head and clutch spring.

Service item	F.R.T.
Cylinder head	6.2
Clutch spring	1.1

The F.R.T. for the job is: $6.2 + 1.1 = 7.3$

b. Jobs of duplicated nature

Take the F.R.T. for the last part to be replaced.

(Example) Replacement of piston and cylinder head gasket.

Service item	F.R.T.
Cylinder head gasket	4.2
Piston	*8.9

The F.R.T. for the job is: 8.9

c. Jobs of partially related nature

Total up the F.R.T. for all of the parts replaced and then subtract the F.R.T. for the duplicated operation.

(Example) Replacement of mainshaft and crankshaft assembly.

Service item	F.R.T.
Mainshaft	* 7.1
Crankshaft	*10.3
Crankcase disassembly	* 6.8

The F.R.T. for the job is: $(7.1 + 10.3) - 6.8 = 10.6$

Crankcase disassembly is the duplicated operations.

●The F.R.T. shown with (*) includes engine removal and installation.

4. Operations other than replacing parts**a. Removal and installation**

No.	Service item	F.R.T.
1	Engine	4.1
2	Cylinder head	4.2
3	Carburetor	1.0
4	Radiator	0.7

b. Adjustment, measurement and cleaning**Engine**

No.	Service item	F.R.T.
1	Spark plug-adjustment and cleaning	0.5
2	Tappet adjustment	2.6
3	Carburetor idle-adjustment	0.1
4	Engine oil-inspection (excluding oil change)	0.1
5	Compression-pressure measurement	0.7
6	Battery-checking of electrolyte level and gravity	0.3
7	Carburetor-float level measurement	1.4
8	Oil strainer cleaning	1.3
9	Throttle operation-adjustment	0.1
10	Carburetor synchronization-adjustment	0.7
11	Exterior of radiator corecleaning	0.4

Frame


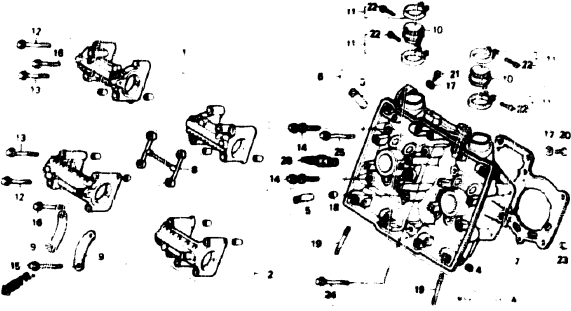

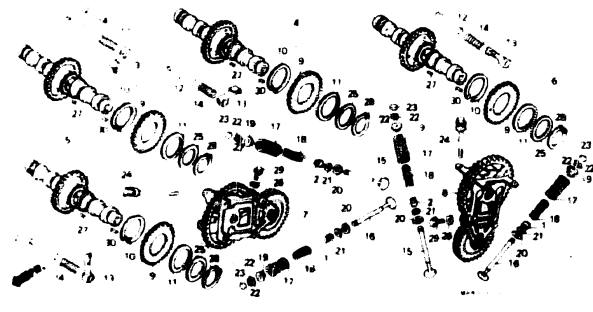
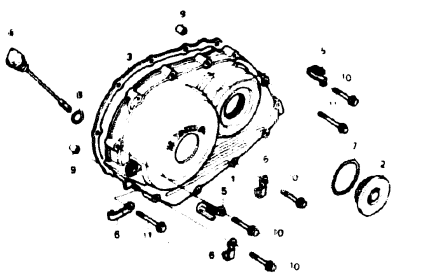

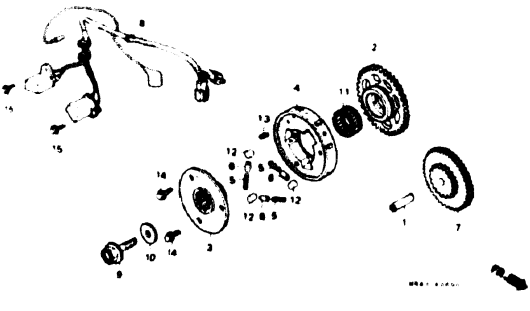
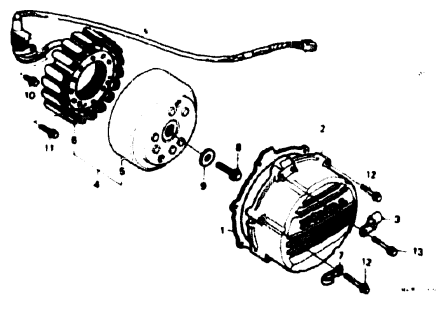
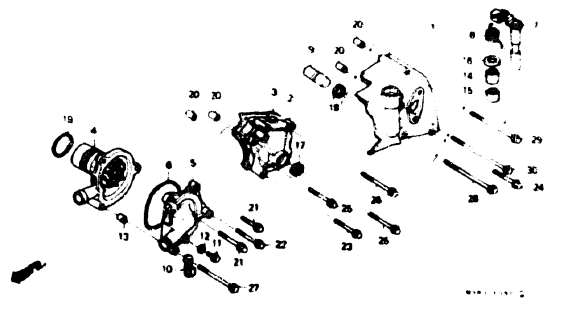
No.	Service item	F.R.T.
1	Front brake-air bleeding	0.2
2	Rear brake-air bleeding	0.2
3	Brake-operation test	0.1
4	Headlight-aimings	0.2
5	Front wheel balance	0.9
6	Rear wheel balance	0.7

c. Overhaul

No.	Service item	F.R.T.
1	Carburetor	3.0

● This parts catalogue is compiled as of May 1, 1991.

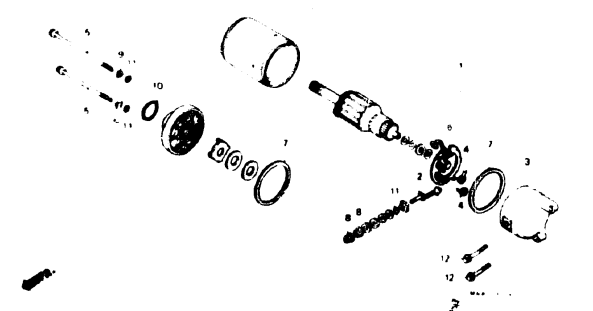
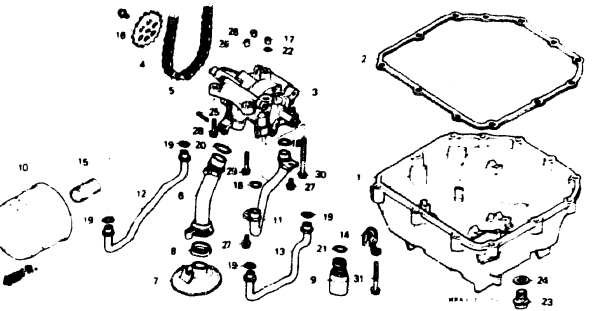
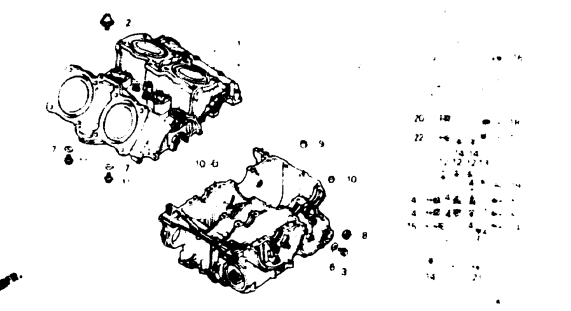
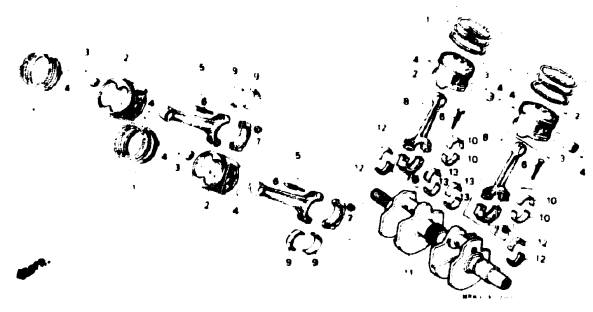
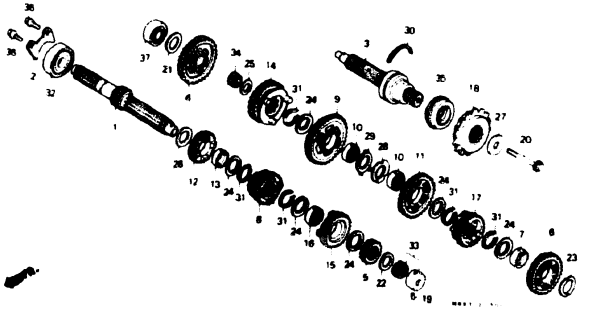

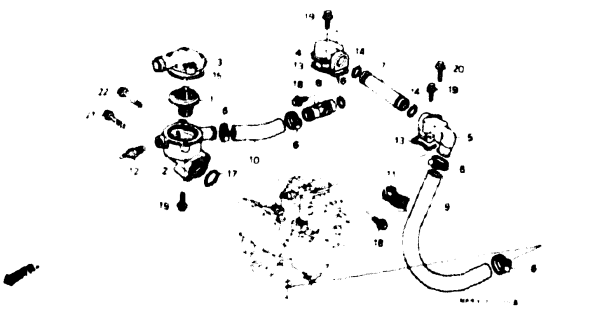
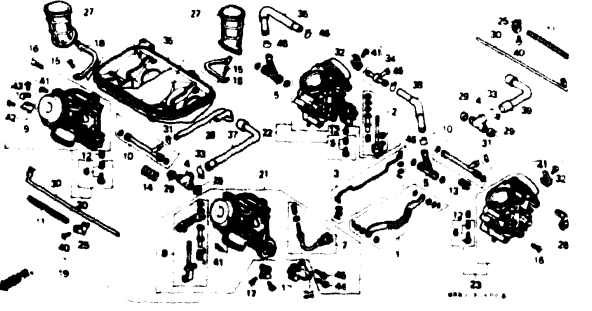

● Ref. No. on the index illustration may be different from that in the text.

E-1	E-2	E-2-1
D1	D2	D4
		
E-3	E-4	E-5
D6	D12	D13
		
E-6	E-7	E-8
D14	D15	D16
		

B 15

ENGINE GROUP

● Ref. No. on the index illustration may be different from that in the text.

E-9	E2	E-10	E8	E-11	E5
					
E-12	E6	E-13	E7	E-14	E9
					
E-15	E11	E-16	E12	E-16-1	E15
					

B 16

ENGINE GROUP

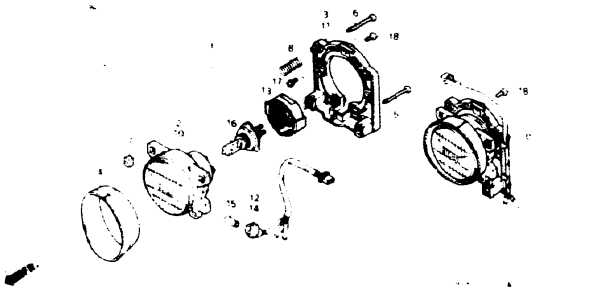
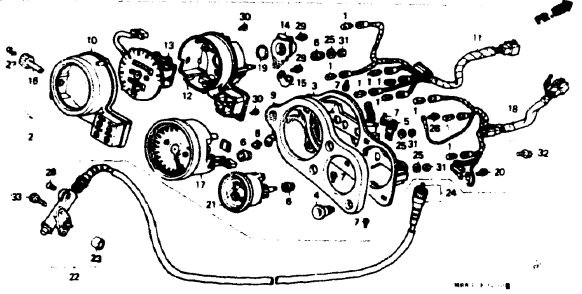
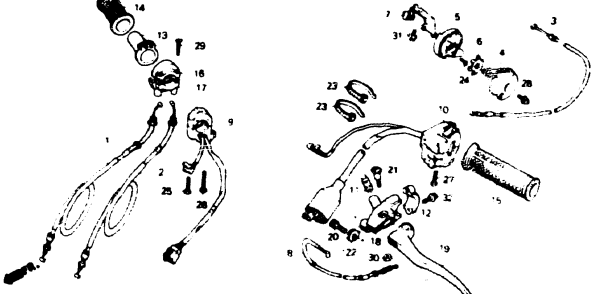
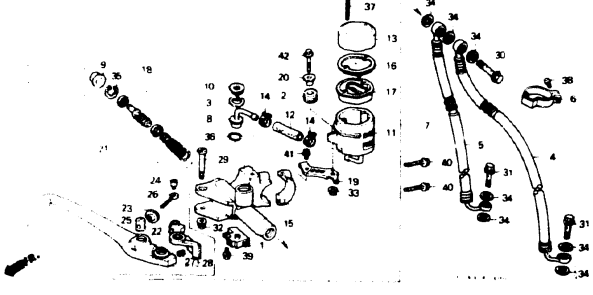
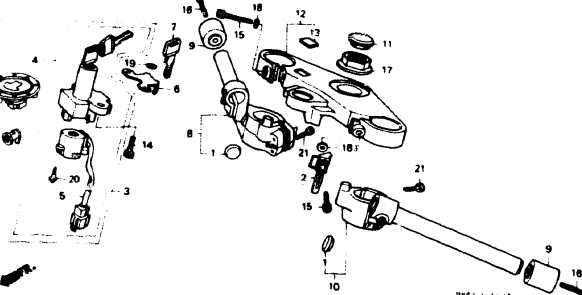
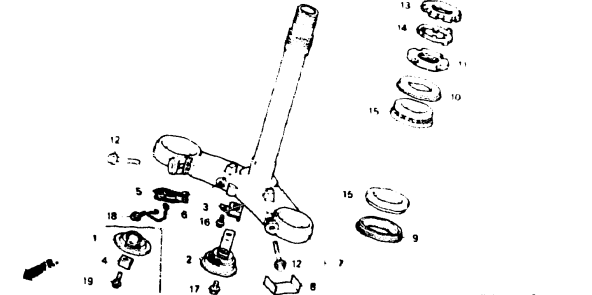
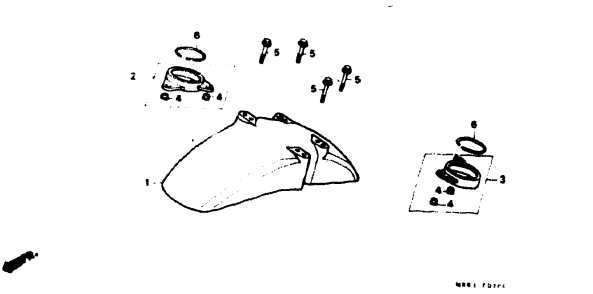
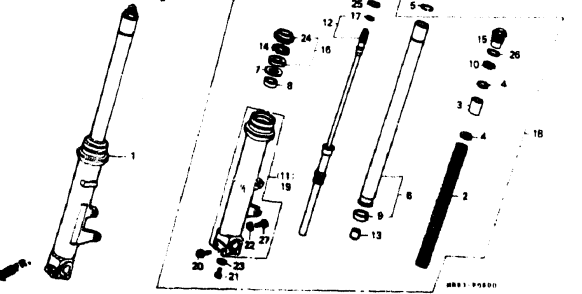
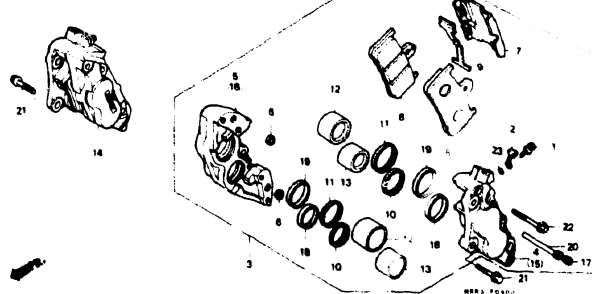
● Ref. No. on the index illustration may be different from that in the text.

EOP-1	F1	EOP-2	F2

C 1

FRAME GROUP

● Ref. No. on the index illustration may be different from that in the text.

F-1	G1	F-2	G2	F-3	G4
					
F-4	G6	F-5	G8	F-6	G9
					
F-7	G10	F-8	G11	F-9	G13
					

C 2

FRAME GROUP

● Ref. No. on the index illustration may be different from that in the text.

<p>F-10</p>	<p>G15</p>	<p>F-11</p>	<p>G16</p>	<p>F-12</p>	<p>H1</p>
<p>F-13</p>	<p>H3</p>	<p>F-14</p>	<p>H5</p>	<p>F-15</p>	<p>H7</p>
<p>F-16</p>	<p>H9</p>	<p>F-17</p>	<p>H10</p>	<p>F-18</p>	<p>H11</p>

C 3

FRAME GROUP


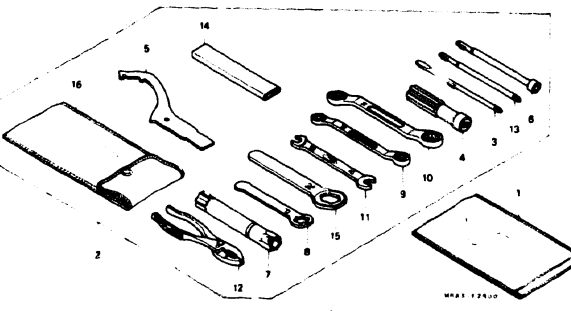
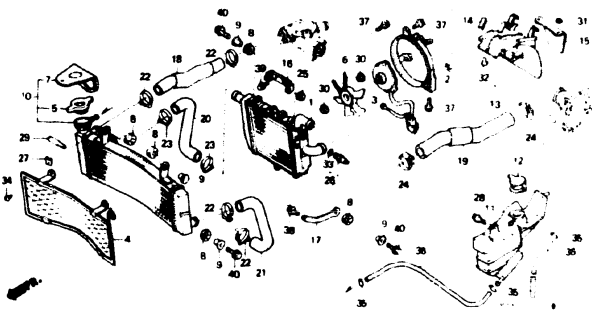
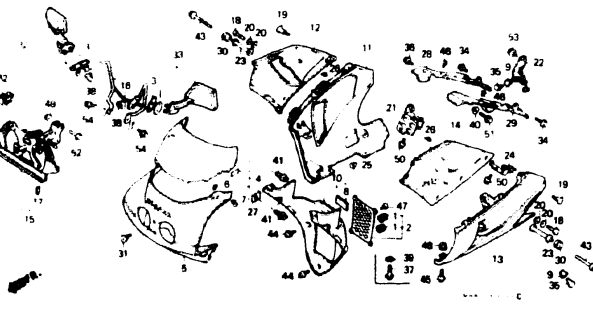
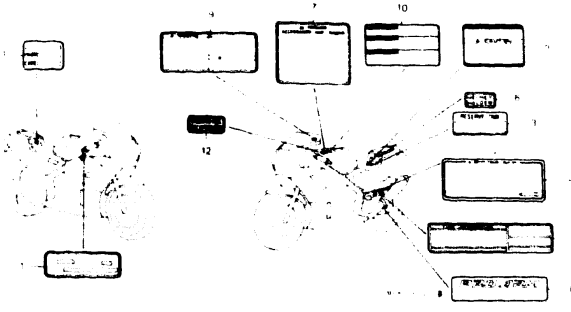
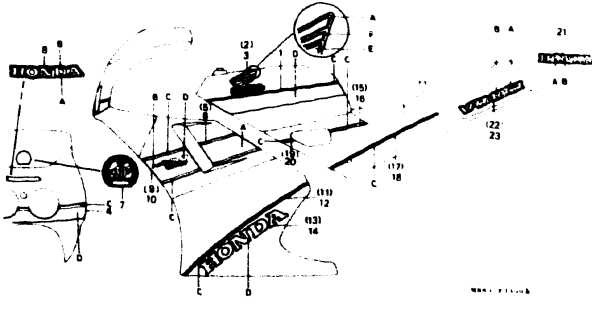
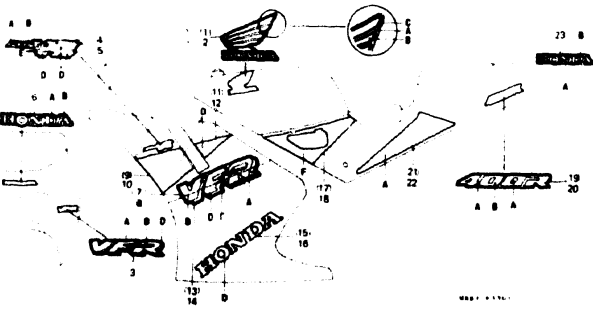
● Ref. No. on the index illustration may be different from that in the text.

F-19	H12	F-20	H14	F-21	H15
F-22	H16	F-23	12	F-24	13
F-25	15	F-26	16	F-27	17

C 4

FRAME GROUP

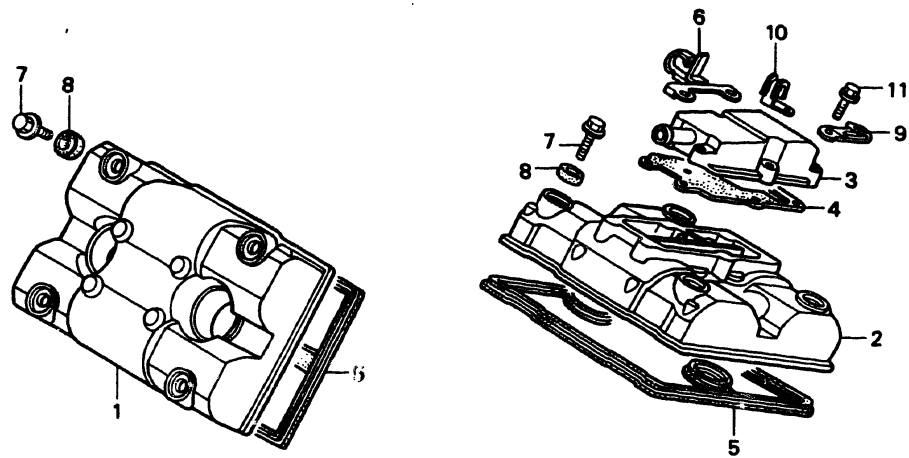
● Ref. No. on the index illustration may be different from that in the text.

<p>F-28 19</p> 	<p>F-29 111</p> 	<p>F-30 112</p> 
<p>F-31 114</p> 	<p>F-32 J1</p> 	<p>F-33 J2</p> 
<p>F-33-1 J4</p> 		

D 1

E-1

Cylinder head cover



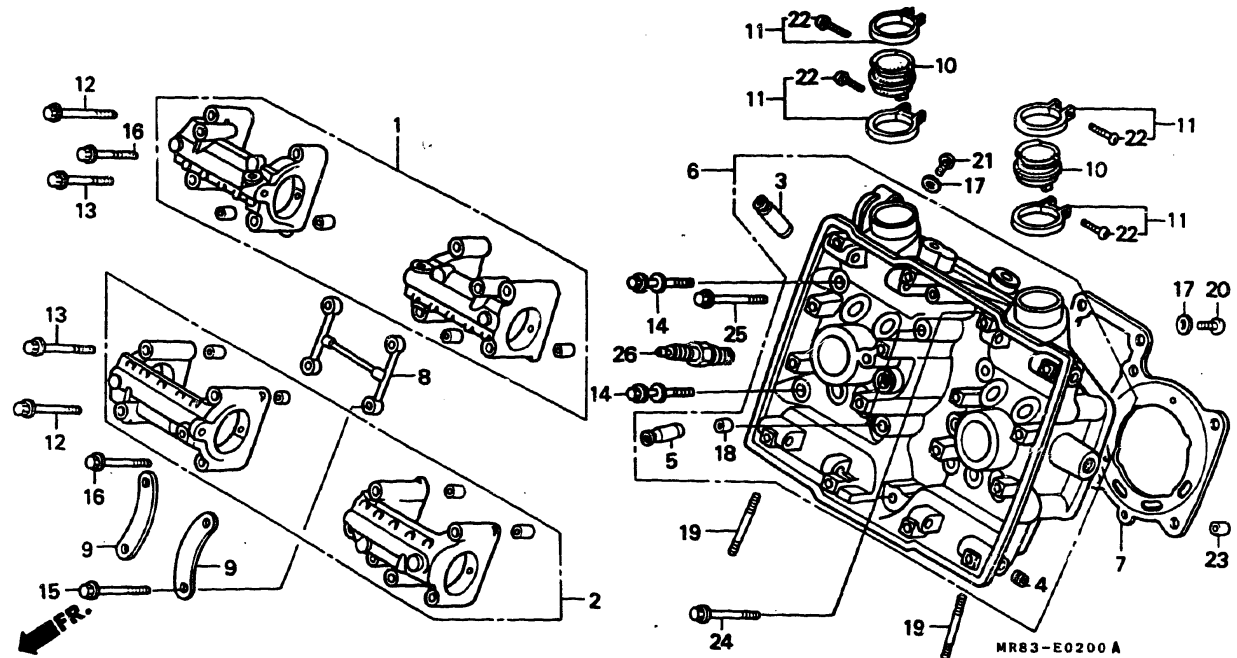
MRB3-E0100

Service item	F.R.T.	Ref. No.	Part No.	Description	Reqd. No.		Serial No.	Area code
					VFR400R	3L 3M		
COVER, FR. CYLINDER HEAD.....	1.1	1	12311-MR8-000	COVER, FR. CYLINDER HEAD.....	1	1		
COVER, RR. CYLINDER HEAD.....	0.6	2	12321-MR8-000	COVER, RR. CYLINDER HEAD.....	1	1		
.COVER, BREATHER		3	12331-MR8-000	COVER, BREATHER.....	1	1		
GASKET, CYLINDER HEAD COVER....	0.5	4	12332-MLO-721	GASKET, BREATHER COVER.....	1	1		
(FR.CYLINDER SIDE 1.1)		5	12391-MR8-000	GASKET, CYLINDER HEAD COVER...	2	2		
		6	32905-MR8-000	CORD HOLDER, CYLINDER HEAD....	1	1		
		7	90002-MLO-000	BOLT, HEAD COVER.....	8	8		
		8	90543-MLO-720	RUBBER, MOUNTING.....	8	8		
		9	91413-679-000	CLIP, 2X70.....	1	1		
		10	91450-MR8-000	CLAMP, HIGH TENSION CORD.....	1	1		
		11	96001-06025-07	BOLT, FLANGE, 6X25.....	6	6		

D 2

E - 2

Cylinder head (Front)

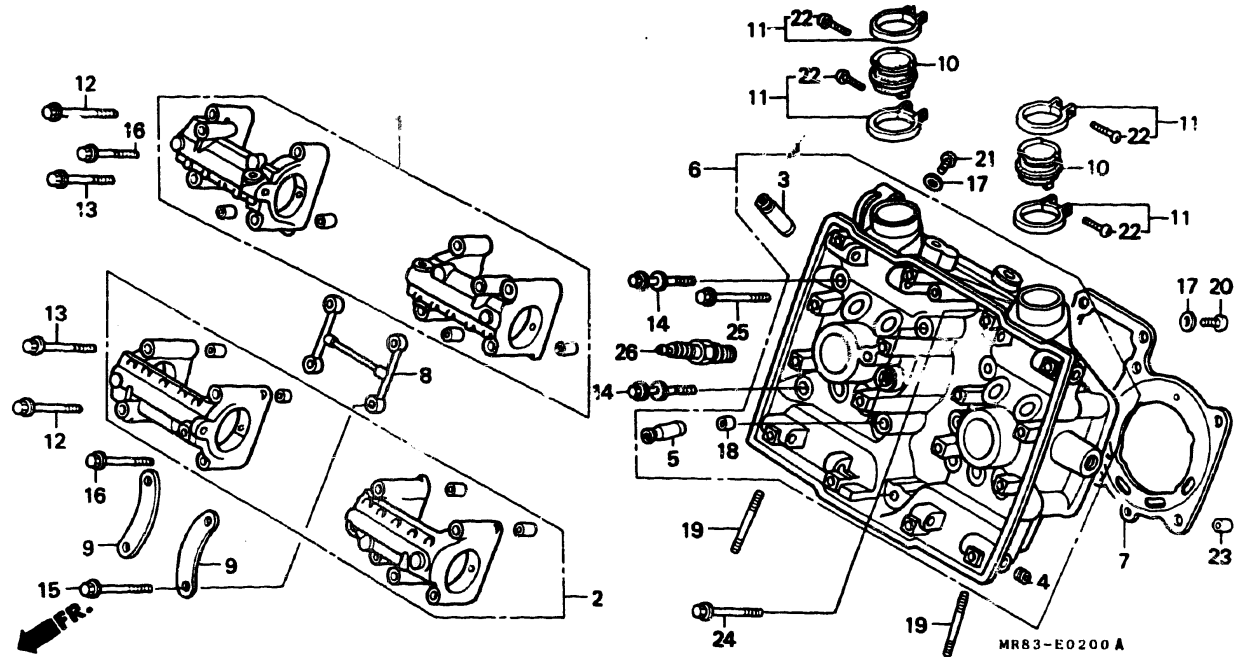


Service item	F.R.T.	Ref. No.	Part No.	Description	Reqd. No.		Serial No.	Area code
					VFR100R	3L 9M		
HOLDER SET, CAMSHAFT.....	1.8	1	12011-MR8-305	HOLDER SET, CAMSHAFT (AB).....	1	1		
(ADD 0.4 FOR EACH.)		2	12012-MR8-305	HOLDER SET, CAMSHAFT (CD).....	1	1		
GUIDE, VALVE.....	5.0	3	12204-MLO-305	GUIDE, VALVE (O.S.).....	4	4		
(INC. REAMING)		4	12205-MR8-300	PLUG, SEALING SPECIAL.....	4	4		
(ADD 0.3 FOR EACH.)		5	12206-MLO-305	GUIDE, EX. VALVE (O.S.).....	4	4		
(EXC. VALVE REFACING)		6	12210-MR8-000	HEAD COMP., FR. CYLINDER.....	1	1		
(ADD MORE 0.2 IF PERFORMED.)		7	12251-MR8-601	GASKET, CYLINDER HEAD.....	1	1		
HEAD COMP., FR. CYLINDER.....	6.2	8	15330-MLO-000	PIPE COMP., OIL PATH.....	1	1		
GASKET, CYLINDER HEAD.....	4.2	9	15331-MR8-000	PLATE, OIL PATH PIPE.....	2	2		
PIPE COMP., OIL PATH.....	1.1	10	16211-MLO-720	INSULATOR, CARBURETOR.....	2	2		
INSULATOR, CARBURETOR.....	0.8	11	16219-KE7-010	BAND, INSULATOR.....	4	4		
(ADD 0.1 FOR EACH.)		12	90001-MR8-000	BOLT, SPECIAL, 6X64.....	4	4		
PLUG, SPARK.....	0.3	13	90004-ML7-000	BOLT, FLANGE, 6X60.....	4	4		
(ADD 0.1 FOR EACH.)		* 14	90011-MR8-003	BOLT, FLANGE, 8X83.....	4	4		
		15	90018-MA6-000	BOLT, FLANGE, 6X77.....	4	4		
		16	90102-KE5-000	BOLT, FLANGE, 6X40.....	4	4		
		17	90452-323-000	WASHER, THRUST, 5MM.....	2	2		
		18	90702-MJ4-000	PIN, DOWEL, 10X10.....	2	2		
		19	92900-06020-0E	BOLT 2, STUD, 6X20.....	4	4		
		20	93500-05006-0G	SCREW, PAN, 5X6.....	1	1		
		21	93500-05020-0G	SCREW, PAN, 5X20.....	1	1		
		22	93516-05025-0G	SCREW, PAN, 5X25.....	4	4		
		23	94301-10160	PIN, DOWEL, 10X16.....	2	2		
		24	95701-06045-08	BOLT, FLANGE, 6X45.....	2	2		
		25	95701-06060-08	BOLT, FLANGE, 6X60.....	1	1		
			1991.05.01					

D 3

E - 2

Cylinder head (Front)

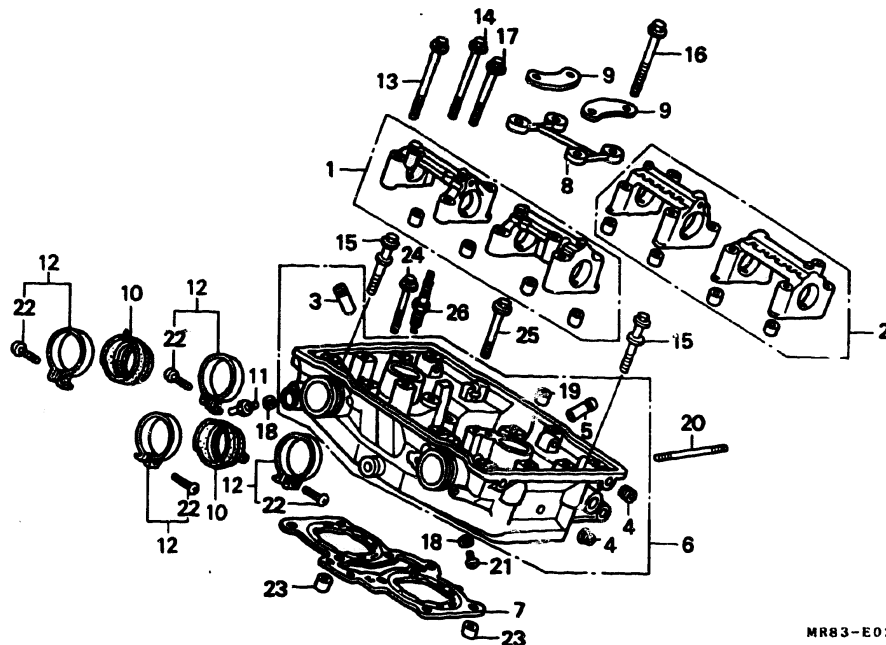


Service item	F.R.T.	Ref. No.	Part No.	Description	Reqd. No. VFR100R % 3M	Serial No.	Area code
		26	98049-58716	PLUG, SPARK (ER8EH NGK).....	(2)(2)		
			98049-58726	PLUG, SPARK (Y24FER ND).....	(2)(2)		
			98049-59716	PLUG, SPARK (ER9EH NGK).....	2 2		
			98049-59726	PLUG, SPARK (Y27FER ND).....	2 2		
			98049-60716	PLUG, SPARK (ER10EH NGK).....	(2)(2)		
			98049-60726	PLUG, SPARK (Y31FER ND).....	(2)(2)		

D 4

E-2-1

Cylinder head (Rear)



MR83-E0201A

Service item	F.R.T.	Ref. No.	Part No.	Description	Reqd. No. VFR408R IL IM	Serial No.	Area code
HOLDER SET, CAMSHAFT.....	1.3	1	12011-MR8-305	HOLDER SET, CAMSHAFT (AB).....	1	1	
(ADD 0.4 FOR EACH.)		2	12012-MR8-305	HOLDER SET, CAMSHAFT (CD).....	1	1	
GUIDE, VALVE.....	5.5	3	12204-MLO-305	GUIDE, VALVE (O.S.).....	4	4	
(INC. REAMING)		4	12205-MR8-300	PLUG, SEALING SPECIAL.....	4	4	
(ADD 0.3 FOR EACH.)		5	12206-MLO-305	GUIDE, EX. VALVE (O.S.).....	4	4	
(EXC. VALVE REFACING)							
(ADD MORE 0.2 IF PERFORMED.)		6	12220-MR8-000	HEAD COMP., RR. CYLINDER.....	1	1	
HEAD COMP., RR. CYLINDER.....	6.7	7	12251-MR8-601	GASKET, CYLINDER HEAD.....	1	1	
GASKET, CYLINDER HEAD.....	4.7	8	15330-MLO-000	PIPE COMP., OIL PATH.....	1	1	
PIPE COMP., OIL PATH.....	0.5	9	15331-MR8-000	PLATE, OIL PATH PIPE.....	2	2	
INSULATOR, CARBURETOR.....	0.8	10	16211-MLO-720	INSULATOR, CARBURETOR.....	2	2	
(ADD 0.1 FOR EACH.)		11	16214-MB0-000	JOINT, BOOST.....	1	1	
PLUG, SPARK.....	0.1	12	16219-KE7-010	BAND, INSULATOR.....	4	4	
		13	90001-MR8-000	BOLT, SPECIAL, 6X64.....	4	4	
		14	90004-ML7-000	BOLT, FLANGE, 6X60.....	4	4	
		* 15	90011-MR8-003	BOLT, FLANGE, 8X83.....	4	4	
		16	90018-MA6-000	BOLT, FLANGE, 6X77.....	4	4	
		17	90102-KE5-000	BOLT, FLANGE, 6X40.....	4	4	
		18	90452-323-000	WASHER, THRUST, 5MM.....	2	2	
		19	90702-MJ4-000	PIN, DOWEL, 10X10.....	2	2	
		20	92900-06020-0E	BOLT 2, STUD, 6X20.....	4	4	
		21	93500-05006-0G	SCREW, PAN, 5X6.....	1	1	
		22	93516-05025-0G	SCREW, PAN, 5X25.....	4	4	
		23	94301-10160	PIN, DOWEL, 10X16.....	2	2	
		24	95701-06045-08	BOLT, FLANGE, 6X45.....	2	2	
		25	95701-06060-08	BOLT, FLANGE, 6X60.....	1	1	

1991.05.01

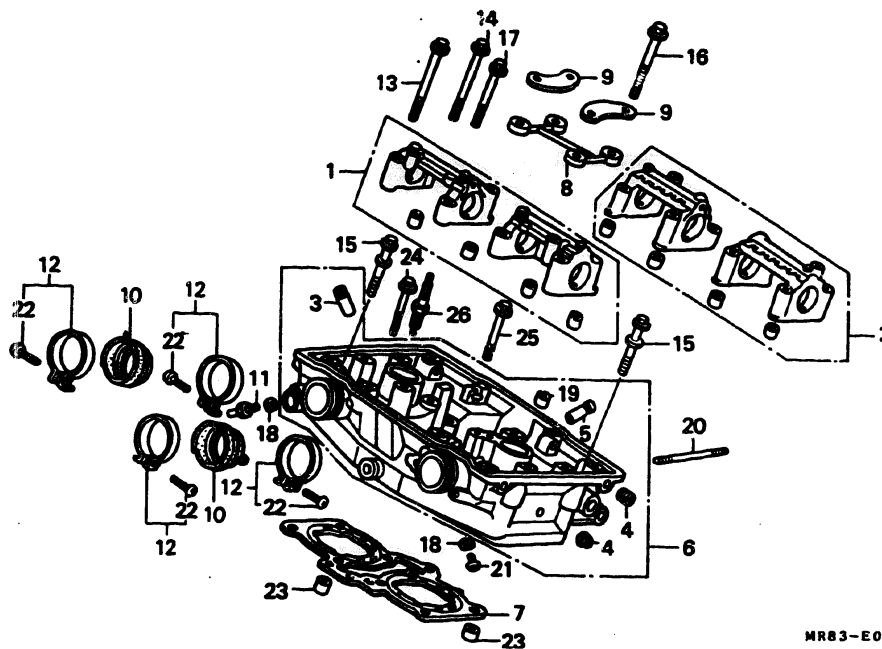
E

D4

D 5

E-2-1

Cylinder head (Rear)



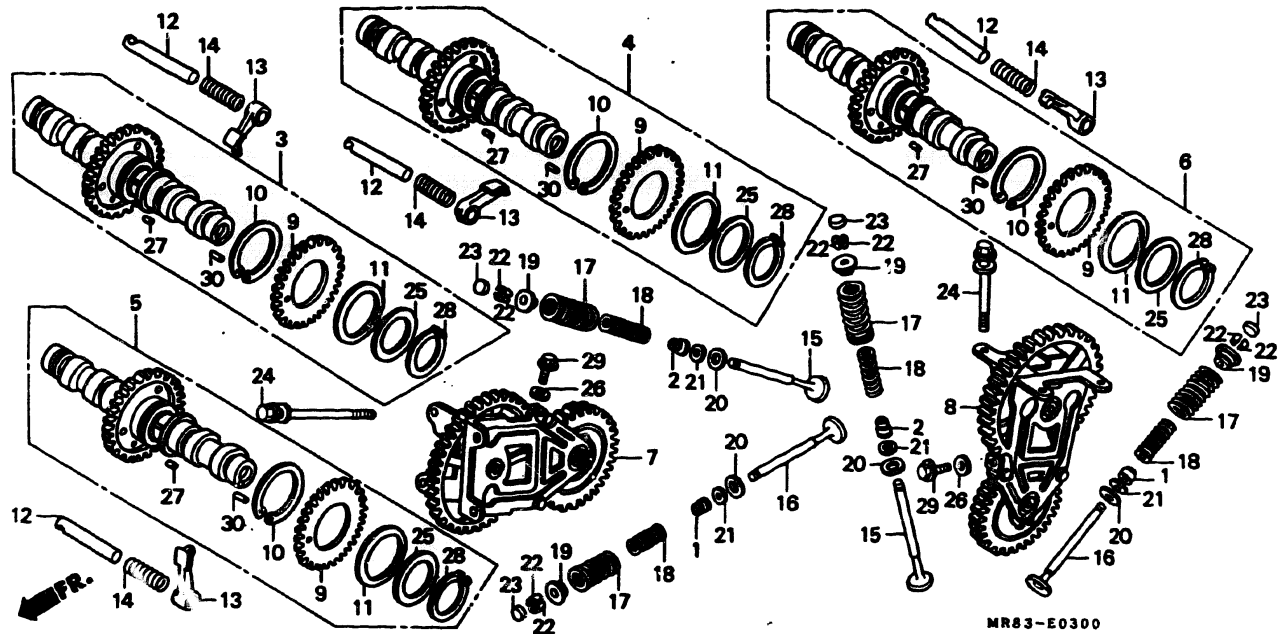
MR83-E0201A

Service item	F.R.T.	Ref. No.	Part No.	Description	Reqd. No. VFR100R 3L 3M	Serial No.	Area code
		26	98049-58716	PLUG, SPARK (ER8EH NGK).....	(2) (2)		
			98049-58726	PLUG, SPARK (Y24FER ND).....	(2) (2)		
			98049-59716	PLUG, SPARK (ER9EH NGK).....	2 2		
			98049-59726	PLUG, SPARK (Y27FER ND).....	2 2		
			98049-60716	PLUG, SPARK (ER10EH NGK).....	(2) (2)		
			98049-60726	PLUG, SPARK (Y31FER ND).....	(2) (2)		



E - 3

Camshaft-Valve



Service item	F.R.T.	Ref. No.	Part No.	Description	Reqd. No.		Serial No.	Area code
					VFR	IL IN		
CAMSHAFT COMP., RR.....	1.4	1	12208-MLO-721	SEAL, EX. VALVE STEM (ARAI)...	8	8		
(FR.CYLINDER SIDE 1.9)		2	12209-MLO-722	SEAL, VALVE STEM (ARAI).....	8	8		
(ADD 0.4 FOR EACH.)		3	14110-MR8-000	CAMSHAFT COMP., FR. IN.....	1	1		
GEAR TRAIN COMP., FR.....	2.4	4	14120-MR8-000	CAMSHAFT COMP., RR. IN.....	1	1		
GEAR TRAIN COMP., RR.....	1.8	5	14130-MR8-000	CAMSHAFT COMP., FR. EX.....	1	1		
GEAR, CAMSHAFT.....	0.9							
(FR.CYLINDER SIDE 1.5)		6	14140-MR8-000	CAMSHAFT COMP., RR. EX.....	1	1		
(ADD 0.3 FOR EACH.)		7	14410-MR8-000	GEAR TRAIN COMP., FR.....	1	1		
ARM, VALVE ROCKER.....	1.1	8	14420-MR8-000	GEAR TRAIN COMP., RR.....	1	1		
(FR.CYLINDER SIDE 1.6)		9	14446-MR8-300	GEAR, CAMSHAFT (B).....	4	4		
(ADD 0.1 FOR EACH.)		10	14447-MR8-003	SPRING, CAM GEAR (A).....	4	4		
VALVE.....	4.6							
(RR.CYLINDER SIDE 5.1)		11	14448-MR8-003	SPRING, CAMSHAFT GEAR (B).....	4	4		
(ADD 0.2 FOR EACH.)		12	14451-MR8-000	SHAFT, ROCKER ARM.....	8	8		
(INC. REFACING)		13	14611-MR8-000	ARM, VALVE ROCKER.....	16	16		
(EXC. VALVE GUIDE REPLACEMENT)		14	14642-MR8-000	SPRING, ROCKER ARM SIDE.....	8	8		
SPRING, VALVE INNER.....	4.4	15	14711-MR8-000	VALVE, IN.....	8	8		
(RR.CYLINDER SIDE 4.9)								
(ADD 0.1 FOR EACH.)		16	14721-MR8-000	VALVE, EX.....	8	8		
(INC. RELATIVE PART)		17	14751-MR8-003	SPRING, VALVE OUTER.....	16	16		
			14751-MR8-004	SPRING, VALVE OUTER.....	16	16		
		18	14761-MR8-003	SPRING, VALVE INNER.....	16	16		
			14761-MR8-004	SPRING, VALVE INNER.....	16	16		
		19	14771-MR8-000	RETAINER, VALVE SPRING.....	16	16		
		20	14775-MR8-000	SEAT, VALVE SPRING OUTER.....	16	16		
		21	14777-MR8-000	SEAT, VALVE SPRING INNER.....	16	16		
		22	14781-MLO-720	COTTER, VALVE.....	32	32		
		23	14901-KT7-000	SHIM, TAPPET (1.200).....	16	16		

1991.05.01

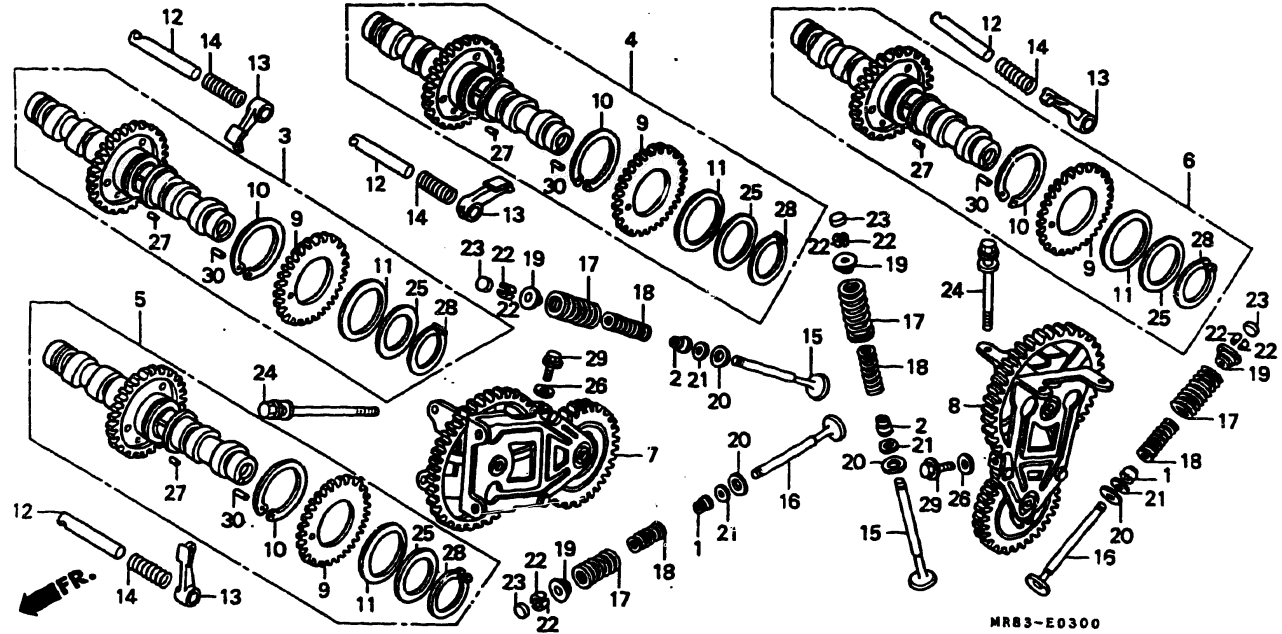
E

D6

D 7

E - 3

Camshaft Valve

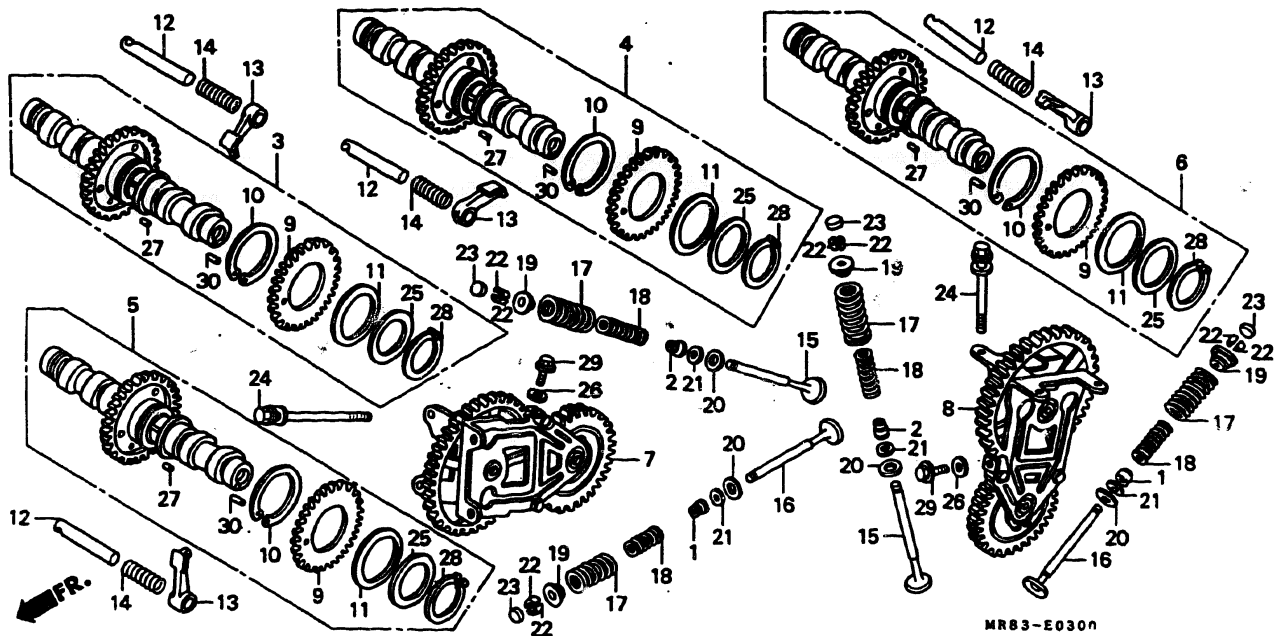


Service item	F.R.T.	Ref. No.	Part No.	Description	Reqd. No.		Serial No.	Area code
					VFRIGQR	JL JM		
		23)	14901-KT7-003	SHIM, TAPPET (1.200).....	-	16		
			14902-KT7-000	SHIM, TAPPET (1.225).....	16	16		
			14902-KT7-003	SHIM, TAPPET (1.225).....	-	16		
			14903-KT7-000	SHIM, TAPPET (1.250).....	16	16		
			14903-KT7-003	SHIM, TAPPET (1.250).....	-	16		
			14904-KT7-000	SHIM, TAPPET (1.275).....	16	16		
			14904-KT7-003	SHIM, TAPPET (1.275).....	-	16		
			14905-KT7-000	SHIM, TAPPET (1.300).....	16	16		
			14905-KT7-003	SHIM, TAPPET (1.300).....	-	16		
			14906-KT7-000	SHIM, TAPPET (1.325).....	16	16		
			14906-KT7-003	SHIM, TAPPET (1.325).....	-	16		
			14907-KT7-000	SHIM, TAPPET (1.350).....	16	16		
			14907-KT7-003	SHIM, TAPPET (1.350).....	-	16		
			14908-KT7-000	SHIM, TAPPET (1.375).....	16	16		
			14908-KT7-003	SHIM, TAPPET (1.375).....	-	16		
			14909-KT7-000	SHIM, TAPPET (1.400).....	16	16		
			14909-KT7-003	SHIM, TAPPET (1.400).....	-	16		
			14910-KT7-000	SHIM, TAPPET (1.425).....	16	16		
			14910-KT7-003	SHIM, TAPPET (1.425).....	-	16		
			14911-KT7-000	SHIM, TAPPET (1.450).....	16	16		
			14911-KT7-003	SHIM, TAPPET (1.450).....	-	16		
			14912-KT7-000	SHIM, TAPPET (1.475).....	16	16		
			14912-KT7-003	SHIM, TAPPET (1.475).....	-	16		
			14913-KT7-000	SHIM, TAPPET (1.500).....	16	16		
			14913-KT7-003	SHIM, TAPPET (1.500).....	-	16		
			14914-KT7-000	SHIM, TAPPET (1.525).....	16	16		
			14914-KT7-003	SHIM, TAPPET (1.525).....	-	16		
			14915-KT7-000	SHIM, TAPPET (1.550).....	16	16		
			14915-KT7-003	SHIM, TAPPET (1.550).....	-	16		
			1991.05.01					
				E		07		

D 8

E - 3

Camshaft Valve



Service item	F.R.T.	Ref. No.	Part No.	Description	Reqd. No.		Serial No.	Area code
					VFR	IL IN		
		23)	14916-KT7-000	SHIM, TAPPET (1.575).....	16	16		
			14916-KT7-003	SHIM, TAPPET (1.575).....	-	16		
			14917-KT7-000	SHIM, TAPPET (1.600).....	16	16		
			14917-KT7-003	SHIM, TAPPET (1.600).....	-	16		
			14918-KT7-000	SHIM, TAPPET (1.625).....	16	16		
			14918-KT7-003	SHIM, TAPPET (1.625).....	-	16		
			14919-KT7-000	SHIM, TAPPET (1.650).....	16	16		
			14919-KT7-003	SHIM, TAPPET (1.650).....	-	16		
			14920-KT7-000	SHIM, TAPPET (1.675).....	16	16		
			14920-KT7-003	SHIM, TAPPET (1.675).....	-	16		
			14921-KT7-000	SHIM, TAPPET (1.700).....	16	16		
			14921-KT7-003	SHIM, TAPPET (1.700).....	-	16		
			14922-KT7-000	SHIM, TAPPET (1.725).....	16	16		
			14922-KT7-003	SHIM, TAPPET (1.725).....	-	16		
			14923-KT7-000	SHIM, TAPPET (1.750).....	16	16		
			14923-KT7-003	SHIM, TAPPET (1.750).....	-	16		
			14924-KT7-000	SHIM, TAPPET (1.775).....	16	16		
			14924-KT7-003	SHIM, TAPPET (1.775).....	-	16		
			14925-KT7-000	SHIM, TAPPET (1.800).....	16	16		
			14925-KT7-003	SHIM, TAPPET (1.800).....	-	16		
			14926-KT7-000	SHIM, TAPPET (1.825).....	16	16		
			14926-KT7-003	SHIM, TAPPET (1.825).....	-	16		
			14927-KT7-000	SHIM, TAPPET (1.850).....	16	16		
			14927-KT7-003	SHIM, TAPPET (1.850).....	-	16		
			14928-KT7-000	SHIM, TAPPET (1.875).....	16	16		
			14928-KT7-003	SHIM, TAPPET (1.875).....	-	16		
			14929-KT7-000	SHIM, TAPPET (1.900).....	16	16		
			14929-KT7-003	SHIM, TAPPET (1.900).....	-	16		
			14930-KT7-000	SHIM, TAPPET (1.925).....	16	16		

1991.05.01

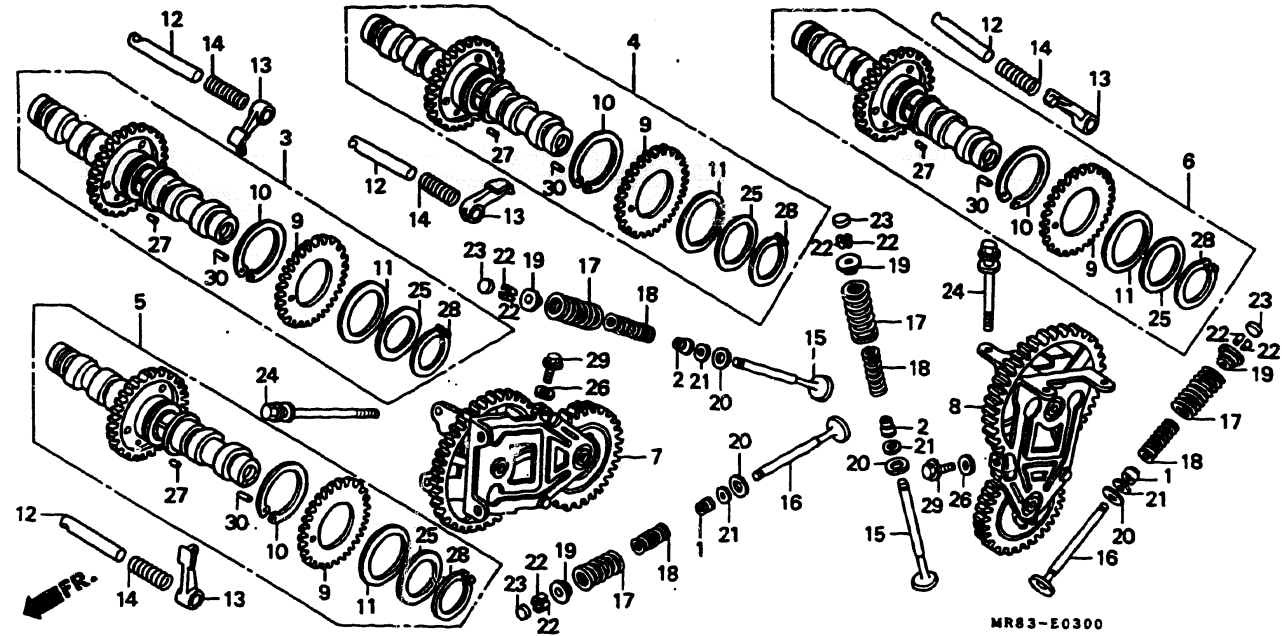
E

D8



E - 3

Camshaft-Valve

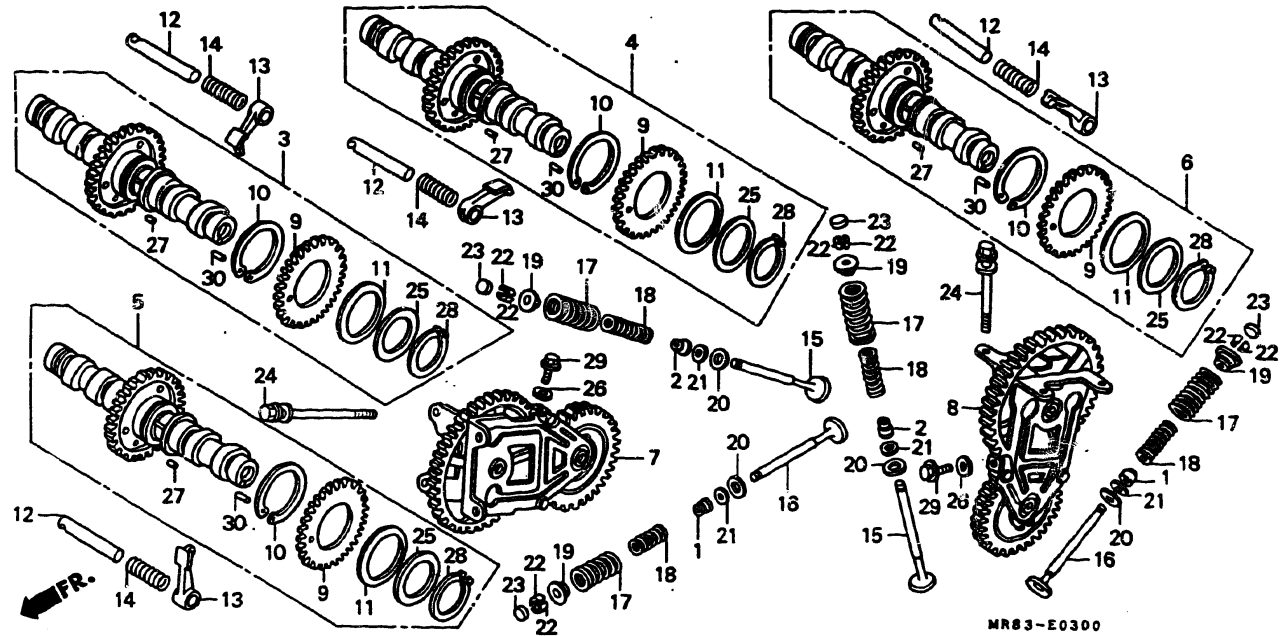


Service item	F.R.T.	Ref. No.	Part No.	Description	Reqd. No.		Serial No.	Area code
					VFR	JM		
		23)	14930-KT7-003	SHIM, TAPPET (1.925).....	-	16		
			14931-KT7-000	SHIM, TAPPET (1.950).....	16	16		
			14931-KT7-003	SHIM, TAPPET (1.950).....	-	16		
			14932-KT7-000	SHIM, TAPPET (1.975).....	16	16		
			14932-KT7-003	SHIM, TAPPET (1.975).....	-	16		
			14933-KT7-000	SHIM, TAPPET (2.000).....	16	16		
			14933-KT7-003	SHIM, TAPPET (2.000).....	-	16		
			14934-KT7-000	SHIM, TAPPET (2.025).....	16	16		
			14934-KT7-003	SHIM, TAPPET (2.025).....	-	16		
			14935-KT7-000	SHIM, TAPPET (2.050).....	16	16		
			14935-KT7-003	SHIM, TAPPET (2.050).....	-	16		
			14936-KT7-000	SHIM, TAPPET (2.075).....	16	16		
			14936-KT7-003	SHIM, TAPPET (2.075).....	-	16		
			14937-KT7-000	SHIM, TAPPET (2.100).....	16	16		
			14937-KT7-003	SHIM, TAPPET (2.100).....	-	16		
			14938-KT7-000	SHIM, TAPPET (2.125).....	16	16		
			14938-KT7-003	SHIM, TAPPET (2.125).....	-	16		
			14939-KT7-000	SHIM, TAPPET (2.150).....	16	16		
			14939-KT7-003	SHIM, TAPPET (2.150).....	-	16		
			14940-KT7-000	SHIM, TAPPET (2.175).....	16	16		
			14940-KT7-003	SHIM, TAPPET (2.175).....	-	16		
			14941-KT7-000	SHIM, TAPPET (2.200).....	16	16		
			14941-KT7-003	SHIM, TAPPET (2.200).....	-	16		
			14942-KT7-000	SHIM, TAPPET (2.225).....	16	16		
			14942-KT7-003	SHIM, TAPPET (2.225).....	-	16		
			14943-KT7-000	SHIM, TAPPET (2.250).....	16	16		
			14943-KT7-003	SHIM, TAPPET (2.250).....	-	16		
			14944-KT7-000	SHIM, TAPPET (2.275).....	16	16		
			14944-KT7-003	SHIM, TAPPET (2.275).....	-	16		
			1991.05.01	E		09		

D 11

E - 3

Camshaft • Valve



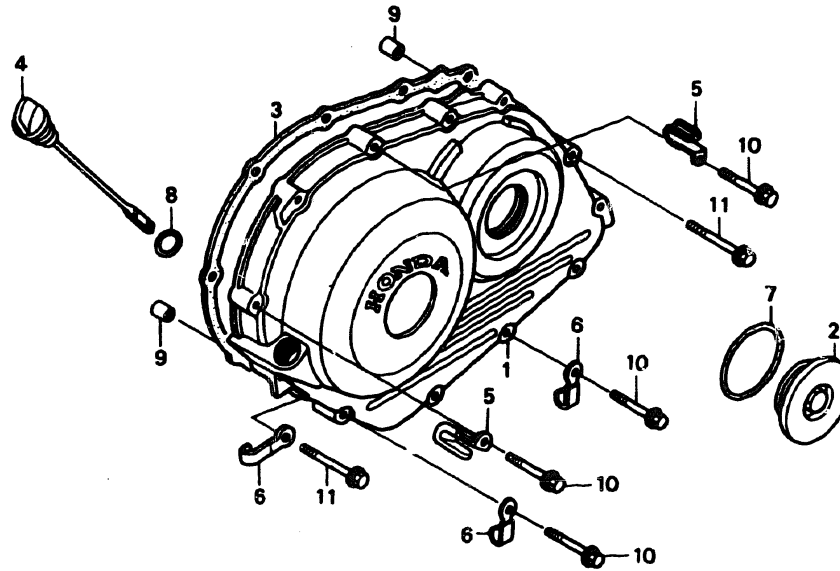
Service item	F.R.T.	Ref. No.	Part No.	Description	Reqd. No. VFRIGOR JL JM	Serial No.	Area code
		23)	14959-KT7-003	SHIM, TAPPET (2.650).....	- 16		
			14960-KT7-000	SHIM, TAPPET (2.675).....	16 16		
			14960-KT7-003	SHIM, TAPPET (2.675).....	- 16		
			14961-KT7-000	SHIM, TAPPET (2.700).....	16 16		
			14961-KT7-003	SHIM, TAPPET (2.700).....	- 16		
			14962-KT7-000	SHIM, TAPPET (2.725).....	16 16		
			14962-KT7-003	SHIM, TAPPET (2.725).....	- 16		
			14963-KT7-000	SHIM, TAPPET (2.750).....	16 16		
			14963-KT7-003	SHIM, TAPPET (2.750).....	- 16		
			14964-KT7-000	SHIM, TAPPET (2.775).....	16 16		
			14964-KT7-003	SHIM, TAPPET (2.775).....	- 16		
			14965-KT7-000	SHIM, TAPPET (2.800).....	16 16		
			14965-KT7-003	SHIM, TAPPET (2.800).....	- 16		
			14966-MR8-000	SHIM, TAPPET (2.825).....	16 16		
			14966-KT7-003	SHIM, TAPPET (2.825).....	- 16		
			14967-MR8-000	SHIM, TAPPET (2.850).....	16 16		
			14967-KT7-003	SHIM, TAPPET (2.850).....	- 16		
			14968-MR8-000	SHIM, TAPPET (2.875).....	16 16		
			14968-KT7-003	SHIM, TAPPET (2.875).....	- 16		
			14969-MR8-000	SHIM, TAPPET (2.900).....	16 16		
			14969-KT7-003	SHIM, TAPPET (2.900).....	- 16		
		24	90011-MR8-003	BOLT, FLANGE, 8X83.....	8 8		
		25	90402-MR8-000	WASHER, 42X53X2.....	4 4		
		26	90441-706-000	WASHER, SEALING, 6MM.....	2 2		
		27	94303-03050	PIN, DOWEL, 3X5.....	4 4		
		28	94510-42000	CIRCLIP, EXTERNAL, 42MM.....	4 4		
		29	95701-06022-07	BOLT, FLANGE, 6X22.....	2 2		
		30	96220-30085	ROLLER, 3X8.5.....	4 4		
			1991.05.01	E	D11		

D 12

FR. →

E - 4

Right crankcase cover



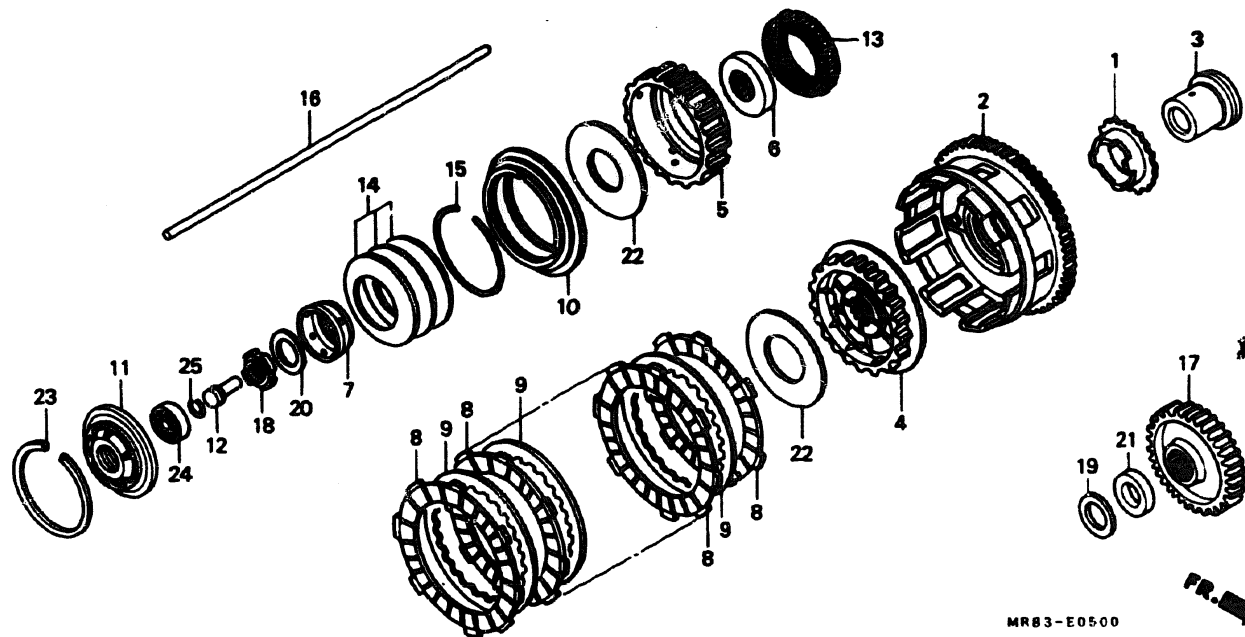
MR83-E0400B

Service item	F.R.T.	Ref. No.	Part No.	Description	Reqd. No.		Serial No.	Area code
					VFR100R	3L 3M		
COVER, R.....	0.9	1	11331-MR8-000	COVER, R.....	1	1		
.GASKET, R. COVER		2	11332-ML7-000	CAP, 45MM.....	1	1		
		3	11394-MLO-000	GASKET, R. COVER.....	1	1		
		4	15650-MR8-000	GAUGE, OIL LEVEL.....	1	1		
		5	30302-ML7-000	CLAMP, PULSER CORD.....	2	2		
		6	35211-443-760	CLAMP, SWITCH CORD.....	3	3		
		7	91301-ML7-003	O-RING, 48.1X3.6 (ARAI).....	1	1		
		8	91302-KE8-003	O-RING, 18X3 (ARAI).....	1	1		
		9	94301-08140	PIN, DOWEL, 8X14.....	2	2		
		10	96001-06032-07	BOLT, FLANGE, 6X32.....	10	10		
		11	96001-06040-07	BOLT, FLANGE, 6X40.....	2	2		

D 13

E - 5

Clutch



Service item	F.R.T.	Ref. No.	Part No.	Description	Reqd. No.		Serial No.	Area code
					VFR100R	3L 3M		
SPROCKET, OIL PUMP DRIVE.....	1.3	1	15131-MLO-000	SPROCKET, OIL PUMP DRIVE.....	1	1		
.OUTER COMP., CLUTCH		2	22100-MLO-010	OUTER COMP., CLUTCH.....	1	1		
CENTER, CLUTCH.....	1.1	3	22116-MJ8-000	GUIDE, CLUTCH OUTER.....	1	1		
.CENTER B, CLUTCH		4	22120-MR8-010	CENTER, CLUTCH.....	1	1		
.DISK, CLUTCH FRICTION (INC. RELATIVE PART) (ONE OR ALL)		5	22131-MR8-010	CENTER B, CLUTCH.....	1	1		
.CLUTCH, ONE WAY		6	22141-MR8-000	INNER, ONE WAY CLUTCH.....	1	1		
.SPRING SET, CLUTCH		7	22151-MR8-000	PLATE, SPRING SETTING.....	1	1		
.GEAR, PRIMARY DRIVE		8	22201-MR8-000	DISK, CLUTCH FRICTION.....	10	10		
PLATE, CLUTCH LIFTER.....	1.0	9	22321-KE8-000	PLATE, CLUTCH.....	9	9		
ROD COMP., CLUTCH LIFTER.....	0.4	10	22351-MR8-013	PLATE, CLUTCH PRESSURE.....	1	1		
		11	22352-MR8-003	PLATE, CLUTCH LIFTER.....	1	1		
		12	22366-MR8-000	PIECE, CLUTCH JOINT.....	1	1		
		13	22425-MR8-003	CLUTCH, ONE WAY.....	1	1		
		14	22440-MR8-000	SPRING SET, CLUTCH.....	1	1		
		15	22446-MR8-000	SEAT, CLUTCH SPRING.....	1	1		
		16	22850-MR8-000	ROD COMP., CLUTCH LIFTER.....	1	1		
		17	23103-MLO-010	GEAR, PRIMARY DRIVE (34T).....	1	1		
		18	90231-ML4-610	NUT, LOCK, 20MM.....	1	1		
		19	90402-KE8-000	WASHER, THRUST, 20MM.....	1	1		
		20	90432-121-000	WASHER, LOCK.....	1	1		
		21	90452-KE8-000	COLLAR, 20.2X6.5.....	1	1		
		22	90461-MR8-000	WASHER, 36X66X1.6.....	2	2		
		23	90601-MR8-003	CIRCLIP, INTERNAL, 77MM.....	1	1		
		24	91008-KE8-003	BEARING, RADIAL BALL, 6903.....	1	1		
		25	94601-15000	CLIP, PISTON PIN, 15MM.....	1	1		

1991.05.01

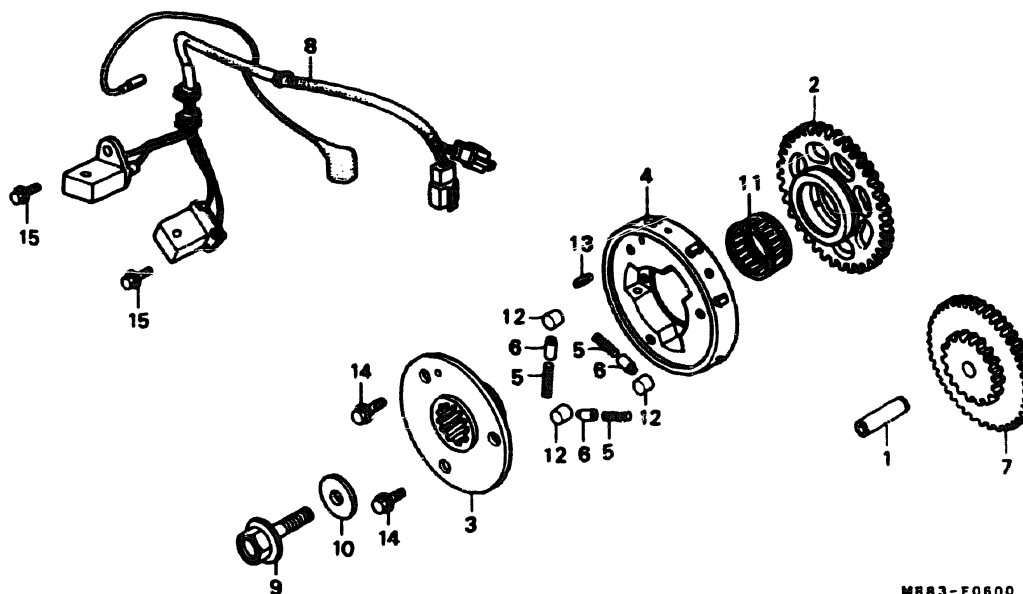
E

813

D 14

E - 6

Pulse generator



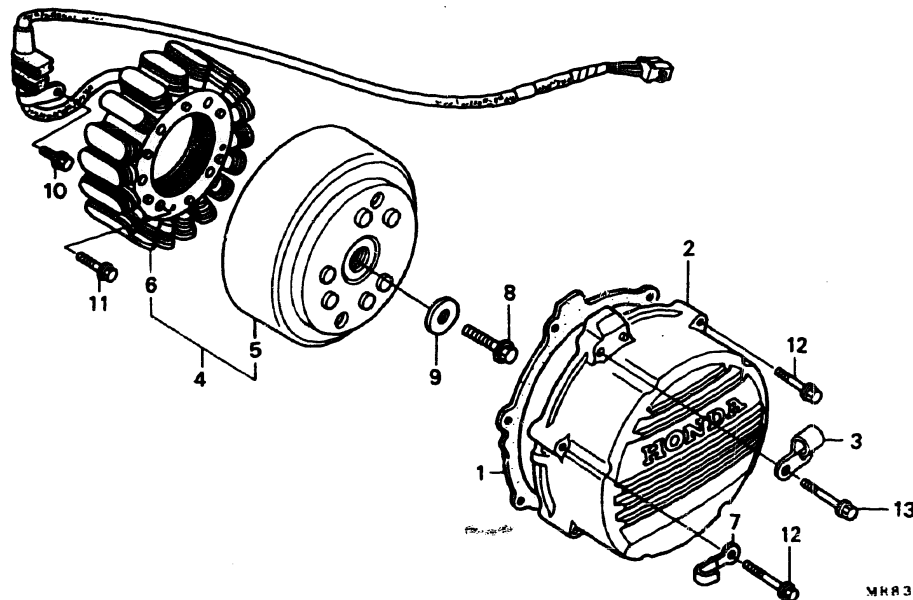
MR83-E0800

Service item	F.R.T.	Ref. No.	Part No.	Description	Reqd. No.		Serial No.	Area code
					VFR/HR	3L JM		
GEAR COMP., STARTING CLUTCH.... (INC. RELATIVE PART) (ONE OR ALL)	1.1	1	13111-122-000	PIN, PISTON, 10X33.....	1	1		
		2	28110-MJ8-000	GEAR COMP., STARTING CLUTCH (44T)	1	1		
OUTER COMP., STARTER CLUTCH....	1.2	3	28115-MR8-000	FLANGE, STARTING CLUTCH.....	1	1		
.GENERATOR ASSY., PULSE	1.0	4	28120-MR8-000	OUTER COMP., STARTER CLUTCH...	1	1		
		5	28125-426-000	SPRING, STARTING CLUTCH ROLLER	3	3		
GEAR COMP., STARTER REDUCTION..	1.0	6	28126-323-000	CAP, STARTING CLUTCH ROLLER SPRING	3	3		
		7	28130-MR8-000	GEAR COMP., STARTER REDUCTION.	1	1		
		8	30300-MR8-003	GENERATOR ASSY., PULSE.....	1	1		
		9	90014-MLO-000	BOLT, UBS, 10X35.....	1	1		
		10	90405-MLO-000	WASHER, 10X25X4.....	1	1		
		11	91022-MR8-003	BEARING, NEEDLE, 26X30X17 (TOYO)	1	1		
		12	91101-377-000	ROLLER, 10.2X11.5.....	3	3		
		13	94305-40122	PIN, SPRING, 4X12.....	1	1		
		14	95701-08014-08	BOLT, FLANGE, 8X14.....	3	3		
		15	96001-06014-00	BOLT, FLANGE, 6X14.....	2	2		

D 15

E - 7

Generator



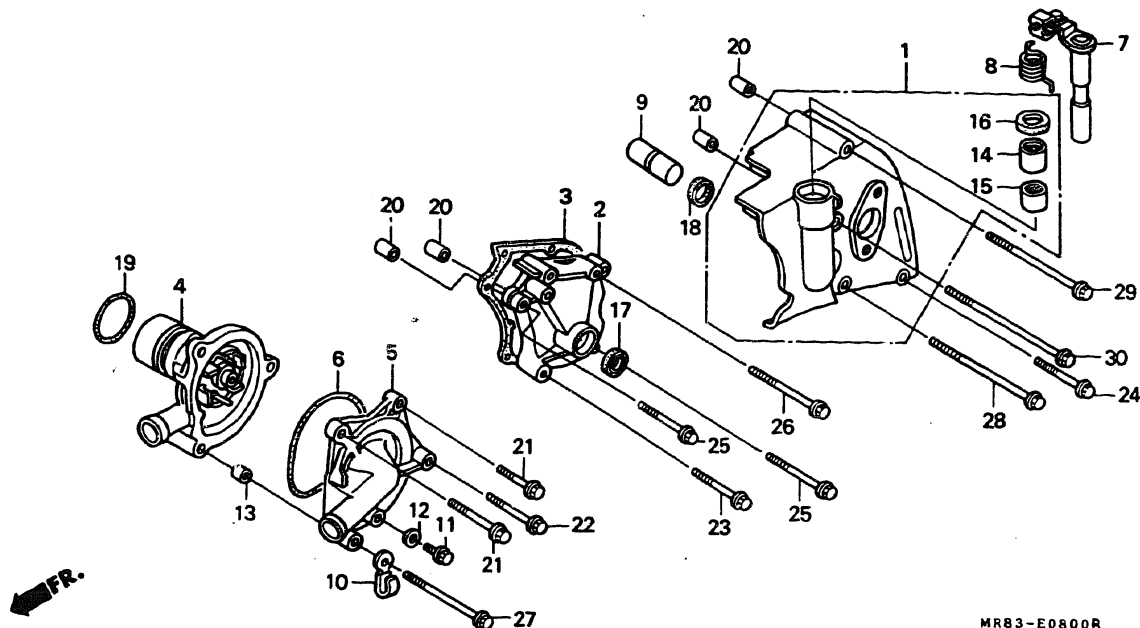
MHR3-E0700A

Service item	F.R.T.	Ref. No.	Part No.	Description	Reqd. No.		Serial No.	Area code
					VFR400R	3L 3M		
GASKET, A.C. GENERATOR COVER...	0.7	1	11636-M10-000	GASKET, A.C. GENERATOR COVER..	1	1		
.COVER, A.C. GENERATOR		2	11641-MR8-300	COVER, A.C. GENERATOR.....	1	1		
GENERATOR ASSY., FLYWHEEL TYPE		3	22821-MR8-000	RECEIVER, CLUTCH CABLE.....	1	1		
.STATOR COMP.	1.0	4	31100-MR8-601	GENERATOR ASSY., FLYWHEEL TYPE				
FLYWHEEL COMP.....	0.9	5	31110-MR8-601	A.C. (ND)	1	1		
		6	31120-MR8-781	FLYWHEEL COMP. (ND).....	1	1		
		7	35211-443-760	STATOR COMP. (ND).....	1	1		
		8	90014-M10-000	CLAMP, SWITCH CORD.....	1	1		
		9	90405-M10-000	BOLT, UBS, 10X35.....	1	1		
		10	96001-06012-00	WASHER, 10X25X4.....	1	1		
		11	96001-06028-00	BOLT, FLANGE, 6X12	1	1		
		12	96001-06028-07	BOLT, FLANGE, 6X28.....	4	4		
		13	96001-06032-07	BOLT, FLANGE, 6X32.....	5	5		
				BOLT, FLANGE, 6X28.....	1	1		

D 16

E - 8

Left cover-Water pump



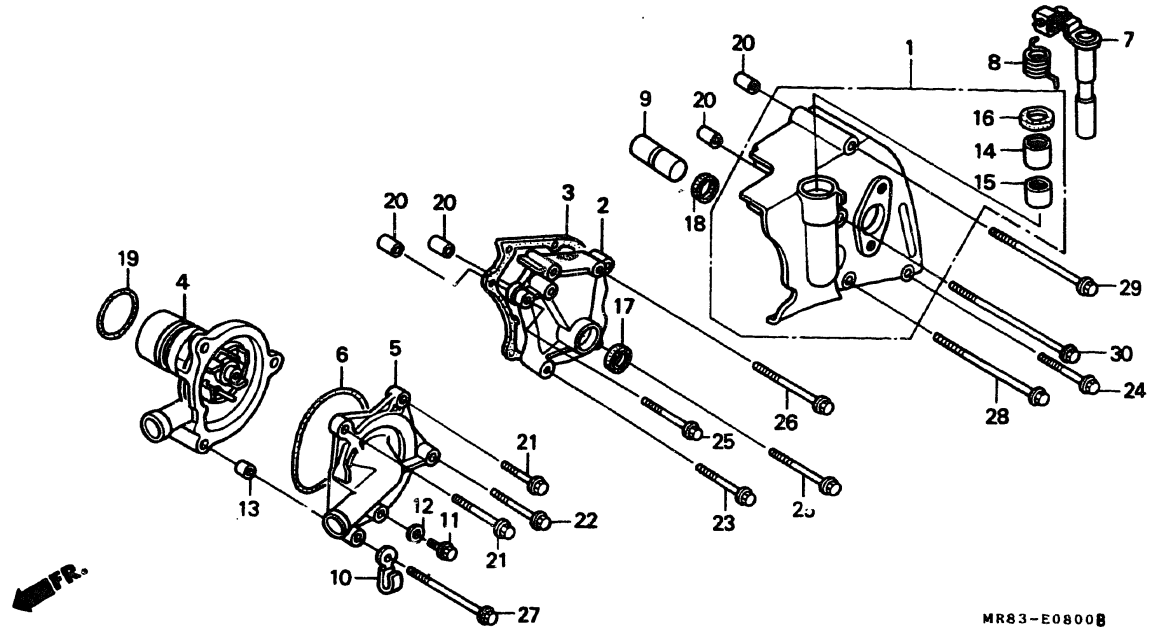
MR83-E0800B

Service item	F.R.T.	Ref. No.	Part No.	Description	Reqd. No.		Serial No.	Area code
					VFR100R	3L 3M		
COVER COMP., L.....	0.3	1	11340-MR8-600	COVER COMP., L.....	1	1		
LEVER COMP., CLUTCH		2	11631-MR8-000	COVER, CHANGE.....	1	1		
COVER, CHANGE.....	1.3	3	11632-ML7-000	GASKET, GEARSHIFT COVER.....	1	1		
GASKET, GEARSHIFT COVER.....	1.2	4	19200-MLO-720	PUMP COMP., WATER.....	1	1		
PUMP COMP., WATER.....	0.8	5	19221-MR8-000	COVER, WATER PUMP.....	1	1		
COVER, WATER PUMP.....	0.6	6	19226-KE7-000	GASKET, WATER PUMP COVER.....	1	1		
GASKET, WATER PUMP COVER.....	0.5	7	22710-MLO-780	LEVER COMP., CLUTCH.....	1	1		
		8	22815-MLO-780	SPRING, CLUTCH LEVER.....	1	1		
		9	22852-MLO-780	PIECE, CLUTCH LIFTER ROD.....	1	1		
		10	35211-443-760	CLAMP, SWITCH CORD.....	1	1		
		11	90001-GHB-610	BOLT, FLANGE, 6X12.....	1	1		
		12	90483-ML7-000	WASHER, SEALING, 6.5MM.....	1	1		
		13	90501-MLO-000	PIN, DOWEL, 8X14.....	1	1		
		14	91001-GG2-003	BEARING, NEEDLE, 12X18X12.....	1	1		
		15	91053-719-005	BEARING, NEEDLE, 12X16X10 (KOYO)	1	1		
		16	91201-427-003	OIL SEAL, 12X20X6.....	1	1		
		17	91204-KE8-003	OIL SEAL, 13X22X5.....	1	1		
		18	91301-MLO-781	X-RING, 10.5X6.5.....	1	1		
		19	91302-MBO-013	O-RING, 32.95X2.62 (ARAI).....	1	1		
		20	94301-08140	PIN, DOWEL, 8X14.....	4	4		
		21	96001-06025-00	BOLT, FLANGE, 6X25.....	2	2		
		22	96001-06032-00	BOLT, FLANGE, 6X32.....	1	1		
		23	96001-06032-07	BOLT, FLANGE, 6X32.....	1	1		
		24	96001-06035-07	BOLT, FLANGE, 6X35.....	1	1		
			1991.05.01	E				

E 1

E - 8

Left cover - Water pump



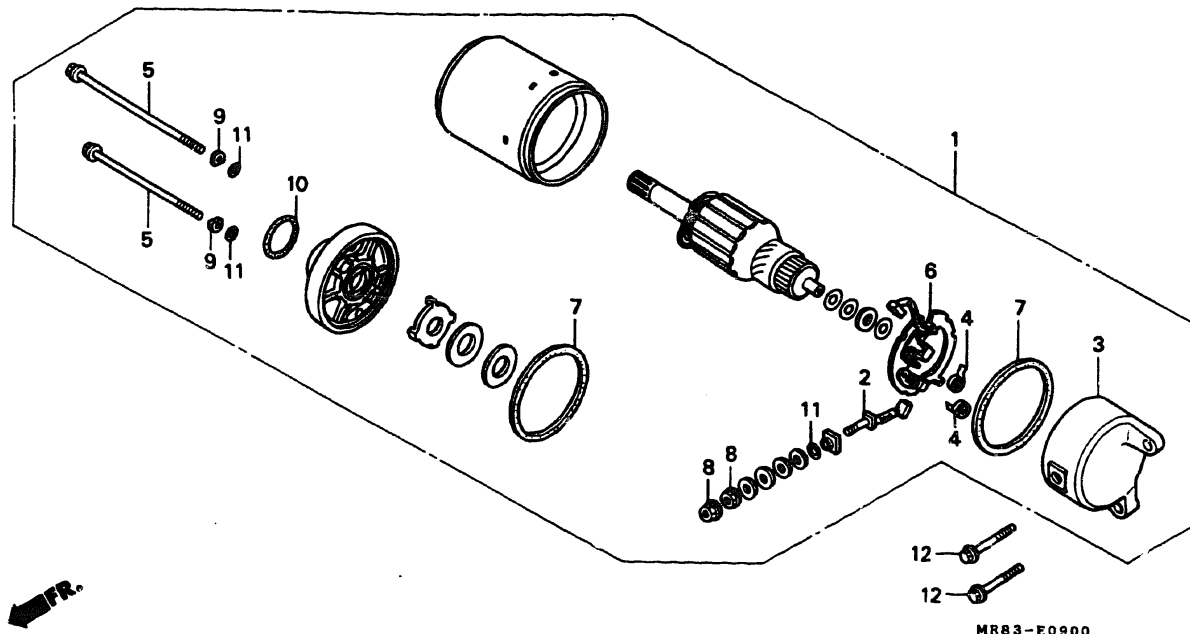
MR83-E08008

Service item	F.R.T.	Ref. No.	Part No.	Description	Reqd. No. VFR00R 3L 3M	Serial No.	Area code
		25	96001-06040-07	BOLT, FLANGE, 6X40.....	2 2		
		26	96001-06050-07	BOLT, FLANGE, 6X50.....	1 1		
		27	96001-06065-00	BOLT, FLANGE, 6X65.....	1 1		
		28	96001-06070-07	BOLT, FLANGE, 6X70.....	1 1		
		29	96001-06080-07	BOLT, FLANGE, 6X80.....	1 1		
		30	96001-06110-07	BOLT, FLANGE, 6X110.....	1 1		

E 2

E - 9

Starting motor

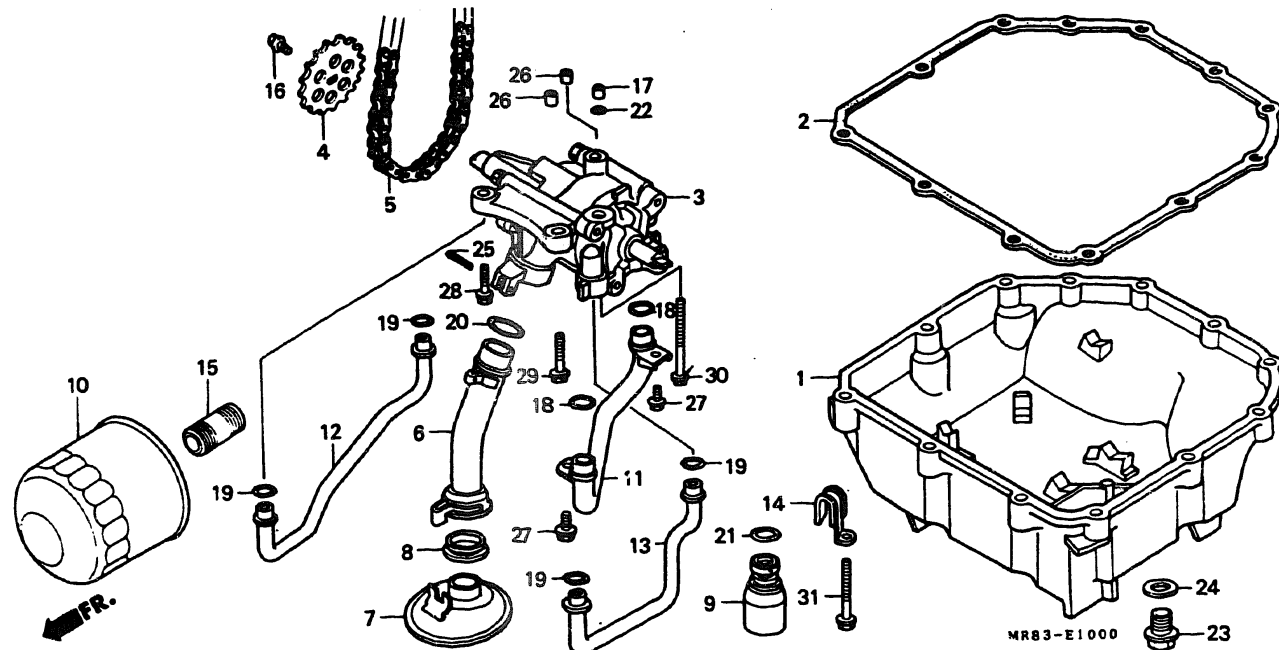


Service item	F.R.T.	Ref. No.	Part No.	Description	Reqd. No.		Serial No.	Area code
					VFR400R	3L 3M		
MOTOR ASSY., STARTER.....	0.7	1	31200-MR8-008	MOTOR ASSY., STARTER.....	1	-		
BRUSH SET, TERMINAL.....	1.0		31200-MR8-018	MOTOR ASSY., STARTER.....	-	1		
.BRACKET, RR.		2	31201-KS5-901	BRUSH SET, TERMINAL.....	1	1		
.HOLDER SET, BRUSH		3	31202-MR8-008	BRACKET, RR.....	1	1		
		4	31204-KS5-901	SPRING, CARBON BRUSH.....	2	2		
		5	31205-MN4-008	BOLT, SETTING.....	2	2		
		6	31206-KW1-901	HOLDER SET, BRUSH.....	1	1		
		7	31207-KS5-901	RING.....	2	2		
		8	90071-MB0-000	NUT-WASHER, 6MM.....	2	2		
		9	90122-MN4-008	WASHER, STEEL PLATE.....	2	2		
		10	91309-425-003	O-RING, 24.4X3.1 (ARAI).....	1	1		
		11	91320-MB0-000	O-RING.....	3	3		
		12	96001-06025-07	BOLT, FLANGE, 6X25.....	2	2		

E 3

E-10

Oil filter·Oil pump



Service item	F.R.T.	Ref. No.	Part No.	Description	Reqd. No.		Serial No.	Area code
					VFR100R	JL JM		
PAN, OIL.....	1.3	1	11210-MLO-721	PAN, OIL.....	1	1		
.GASKET, OIL PAN		2	11315-MLO-000	GASKET, OIL PAN.....	1	1		
.CHAIN, OIL PUMP		3	15100-MLO-720	PUMP ASSY., OIL.....	1	1		
.STRAINER COMP., OIL		4	15134-KE8-010	SPROCKET, OIL PUMP DRIVEN				
PUMP ASSY., OIL.....	2.5			(21T)	1	1		
SPROCKET, OIL PUMP DRIVEN.....	1.1	5	15140-MLO-003	CHAIN, OIL PUMP (DAIDO)				
VALVE ASSY., RELIEF.....	1.6			(25H-50)	1	1		
CARTRIDGE, OIL FILTER.....	0.4							
PIPE COMP., OIL.....	1.4	6	15151-MLO-000	PIPE, OIL STRAINER.....	1	1		
.PIPE B, OIL		7	15153-MLO-000	STRAINER COMP., OIL.....	1	1		
		8	15154-425-000	GASKET, OIL STRAINER.....	1	1		
		9	15220-MR8-000	VALVE ASSY., RELIEF.....	1	1		
		10	15410-MM9-003	CARTRIDGE, OIL FILTER (TOYO)..	1	1		
		11	15510-MLO-000	PIPE COMP., OIL.....	1	1		
		12	15521-MLO-700	PIPE B, OIL.....	1	1		
		13	15531-MLO-700	PIPE C, OIL.....	1	1		
		14	30302-ML7-000	CLAMP, PULSER CORD.....	1	1		
		15	90019-MB0-000	BOSS, OIL FILTER.....	1	1		
		16	90021-MM5-000	BOLT-WASHER, 6X12.....	1	1		
		17	90701-MLO-000	PIN, KNOCK, 8X8.....	1	1		
		18	91309-MB0-003	O-RING, 14.6X3.7 (ARAI).....	2	2		
		19	91309-ML7-003	O-RING, 9.6X2.6 (ARAI).....	4	4		
		20	91311-MB0-003	O-RING, 18.5X2.4 (ARAI).....	1	1		
		21	91313-MB0-003	O-RING, 14.7X2.2 (ARAI).....	1	1		
		22	91313-393-003	O-RING, 7.8X2.2 (ARAI).....	1	1		
		23	92800-12000	BOLT, DRAIN PLUG, 12MM.....	1	1		

1991.05.01

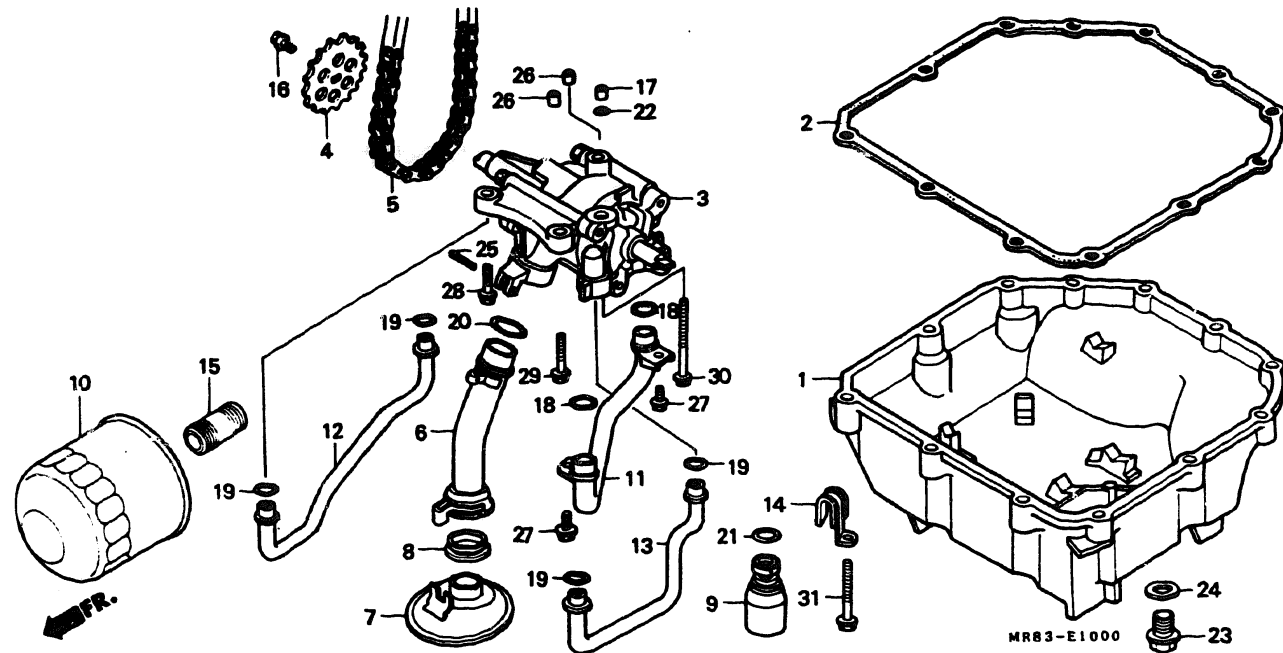
E

E3

E 4

E-10

Oil filter·Oil pump

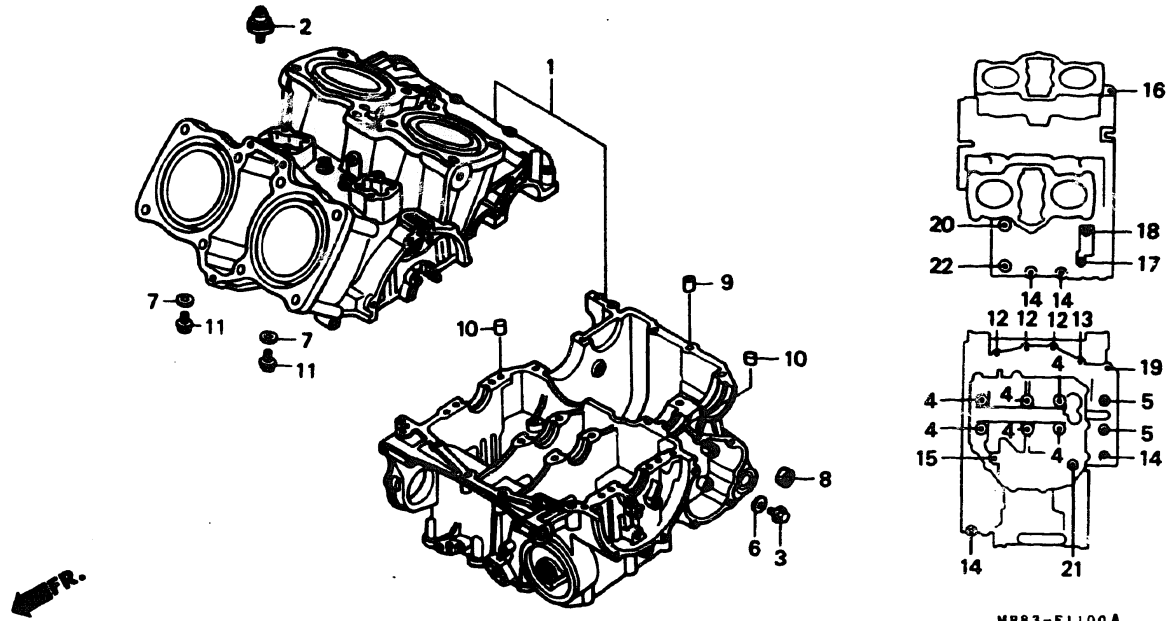


Service item	F.R.T.	Ref. No.	Part No.	Description	Reqd. No.		Serial No.	Area code
					VFR100R	3L 3M		
		24	94109-12000	WASHER, DRAIN PLUG, 12MM.....	1	1		
		25	94201-20250	PIN, SPLIT, 2.0X25.....	1	1		
		26	94301-08140	PIN, DOWEL, 8X14.....	2	2		
		27	95701-06014-00	BOLT, FLANGE, 6X14.....	2	2		
		28	95701-06025-00	BOLT, FLANGE, 6X25.....	1	1		
		29	95701-06032-00	BOLT, FLANGE, 6X32.....	1	1		
		30	95701-06080-00	BOLT, FLANGE, 6X80.....	1	1		
		31	96001-06028-00	BOLT, FLANGE, 6X28.....	12	12		

E 5

E-11

Crankcase set



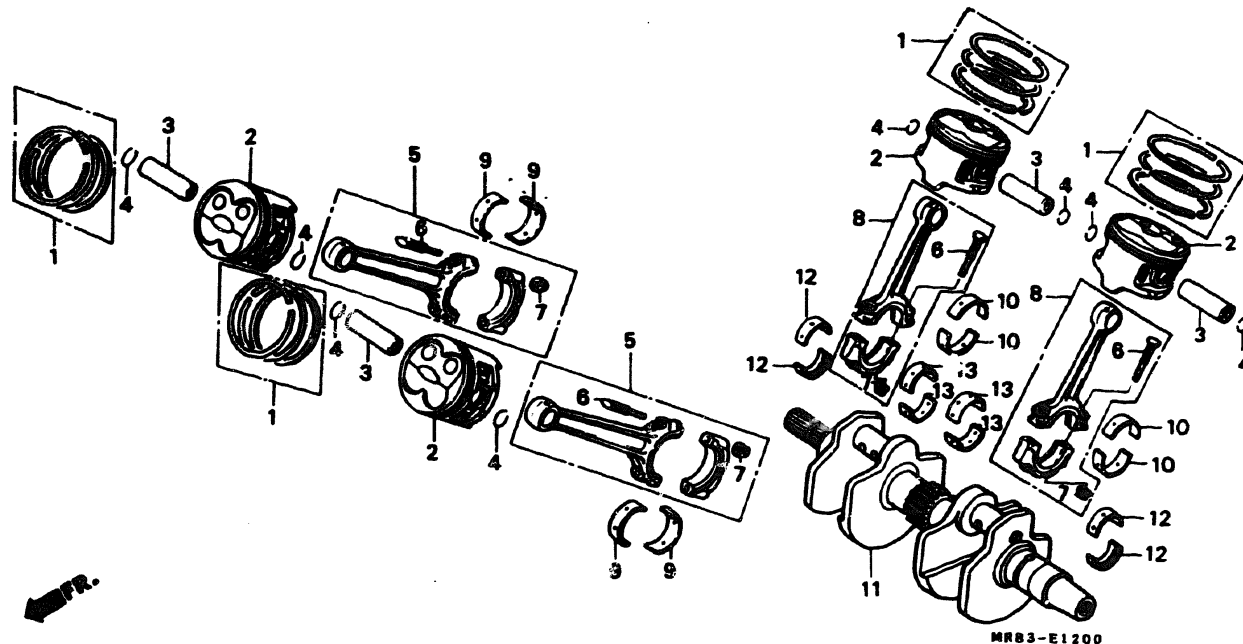
MR83-E1100A

Service item	F.R.T.	Ref. No.	Part No.	Description	Reqd. No.		Serial No.	Area code
					VFR	JL IH		
CRANKCASE SET.....	*11.8	1	11000-MR8-600	CRANKCASE SET.....	1	1		
SWITCH ASSY., OIL PRESSURE.....	0.5	2	35500-MJ4-014	SWITCH ASSY., OIL PRESSURE	(ND)	1	-	
			35500-MJ4-024	SWITCH ASSY., OIL PRESSURE	(ND)	-	1	
		3	99007-371-004	BOLT, FLANGE, 10X12.....	1	1		
		4	90015-MLO-000	BOLT, UBS, 8X75.....	6	6		
		5	90016-MLO-000	BOLT, UBS, 8X95.....	2	2		
		6	90443-MB0-000	WASHER, SEALING, 10MM.....	1	1		
		7	90463-ML7-000	WASHER, SEALING, 6.5MM.....	2	2		
		8	91204-MB0-013	OIL SEAL, 8X25X8 (ARAI).....	1	1		
		9	94301-08140	PIN, DOWEL, 8X14.....	1	1		
		10	94302-08140	PIN B, DOWEL, 8X14.....	2	2		
		11	95701-06012-07	BOLT, FLANGE, 6X12.....	2	2		
		12	95701-06032-07	BOLT, FLANGE, 6X32.....	3	3		
		13	95701-06035-07	BOLT, FLANGE, 6X35.....	1	1		
		14	95701-06045-07	BOLT, FLANGE, 6X45.....	4	4		
		15	95701-06050-00	BOLT, FLANGE, 6X50.....	1	1		
		16	95701-06050-07	BOLT, FLANGE, 6X50.....	1	1		
		17	95701-06065-07	BOLT, FLANGE, 6X65.....	1	1		
		18	95701-06080-07	BOLT, FLANGE, 6X80.....	1	1		
		19	95701-08045-07	BOLT, FLANGE, 8X45.....	1	1		
		20	95701-08070-07	BOLT, FLANGE, 8X70.....	1	1		
		21	95701-08075-00	BOLT, FLANGE, 8X75.....	1	1		
		22	95701-10080-07	BOLT, FLANGE, 10X80.....	1	1		
			1991.05.01	E		E5		

E 6

E-12

Crankshaft-Piston



Service item	F.R.T.	Ref. No.	Part No.	Description	Reqd. No.		Serial No.	Area code
					VFR	QIR		
RING SET, PISTON.....	*8.9	1	13011-MR8-000	RING SET, PISTON.....	4	4		
(ADD 0.2 FOR EACH.)		2	13101-MR8-010	PISTON.....	4	4		
(WHEN SERVICING COMP., UNIT,		3	13111-MR8-000	PIN, PISTON.....	4	4		
F.R.T. IS 10.0)		4	13112-MLO-720	CLIP, PISTON PIN, 14MM.....	8	8		
.PISTON		5	13210-MLO-020	ROD ASSY., FR. CONNECTING.....	2	2		
(ADD 0.2 FOR EACH.)								
(WHEN SERVICING COMP., UNIT,		6	13213-MLO-000	BOLT, CONNECTING ROD.....	8	8		
F.R.T. IS 10.0)		7	13215-KM3-000	NUT, CONNECTING ROD.....	8	8		
.BEARING, CRANKSHAFT		8	13220-MLO-020	ROD ASSY., RR. CONNECTING.....	2	2		
(ONE OR ALL)		9	13224-MLO-003	BEARING A, FR. CONNECTING ROD				
PIN, PISTON.....	*8.8			(BROWN)	4	4		
ROD ASSY., CONNECTING.....	*9.1		13225-MLO-003	BEARING B, FR. CONNECTING ROD				
(ADD 0.4 FOR EACH.)				(GREEN)	4	4		
(WHEN SERVICING COMP., UNIT,			13226-MLO-003	BEARING C, FR. CONNECTING ROD				
F.R.T. IS 10.8)				(YELLOW)	4	4		
BEARING, CONNECTING ROD.....	*8.0	10	13234-MLO-003	BEARING A, RR. CONNECTING ROD				
(ADD 0.3 FOR EACH.)				(BROWN)	4	4		
CRANKSHAFT COMP.....	*10.3		13235-MLO-003	BEARING B, RR. CONNECTING ROD				
				(GREEN)	4	4		
			13236-MLO-003	BEARING C, RR. CONNECTING ROD				
				(YELLOW)	4	4		
		11	13310-MR8-000	CRANKSHAFT COMP.....	1	1		
		12	13314-KE7-013	BEARING A, CRANKSHAFT (BROWN).	4	4		
			13315-KE7-013	BEARING B, CRANKSHAFT (GREEN).	4	4		
			13316-KE7-013	BEARING C, CRANKSHAFT (YELLOW)	4	4		
		13	13323-MLO-721	BEARING A, CRANKSHAFT (BROWN).	4	4		
			13324-MLO-721	BEARING B, CRANKSHAFT (GREEN).	4	4		
			13325-MLO-721	BEARING C, CRANKSHAFT (YELLOW)	4	4		

Connecting rod bearing selection

Connecting rod I.D. 338		1		2	
		FR	RR	FR	RR
Crankpin O.D. 308	0 ~ +0.008	C (YELLOW)	C (YELLOW YELLOW)	D (GREEN)	B (GREEN GREEN)
	-0.008 ~ -0.016	B (GREEN)	B (GREEN GREEN)	A (BROWN)	A (BROWN)

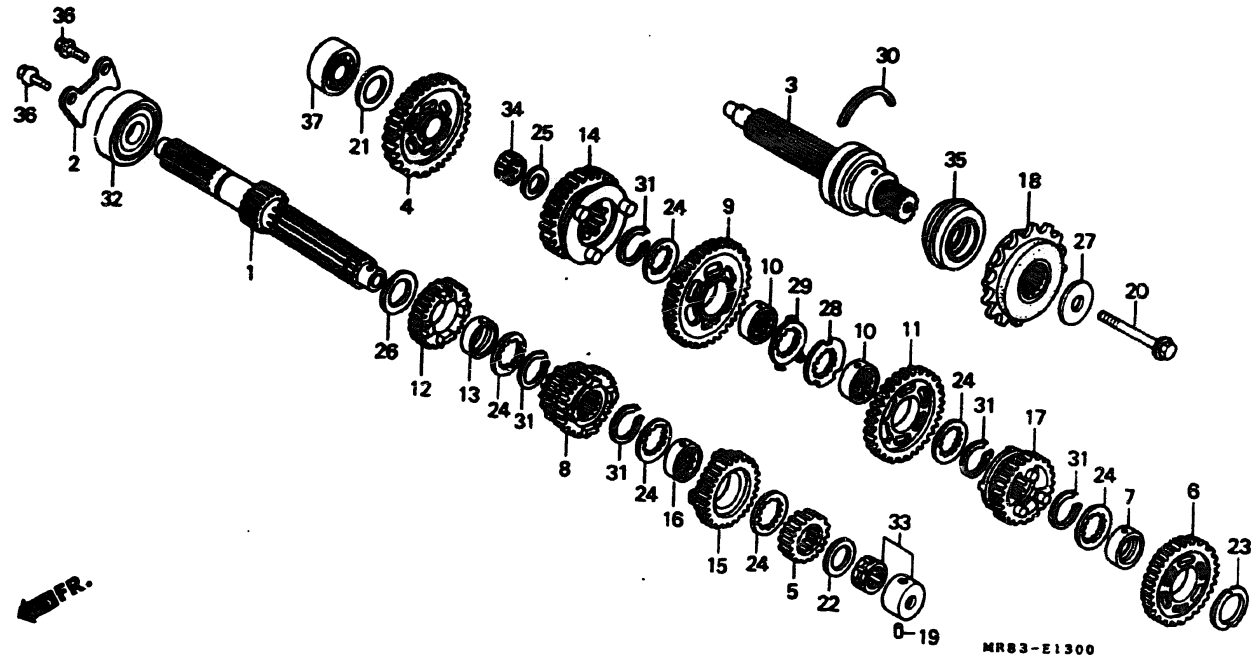
Crankshaft bearing selection

Crankcase I.D. 338		1		2	
		+0.010 ~ +0.002		+0.002 ~ -0.008	
A	0 ~ +0.008	C (YELLOW)		B (GREEN)	
	+0.008 ~ +0.016	B (GREEN)		A (BROWN)	

E 7

E-13

Transmission

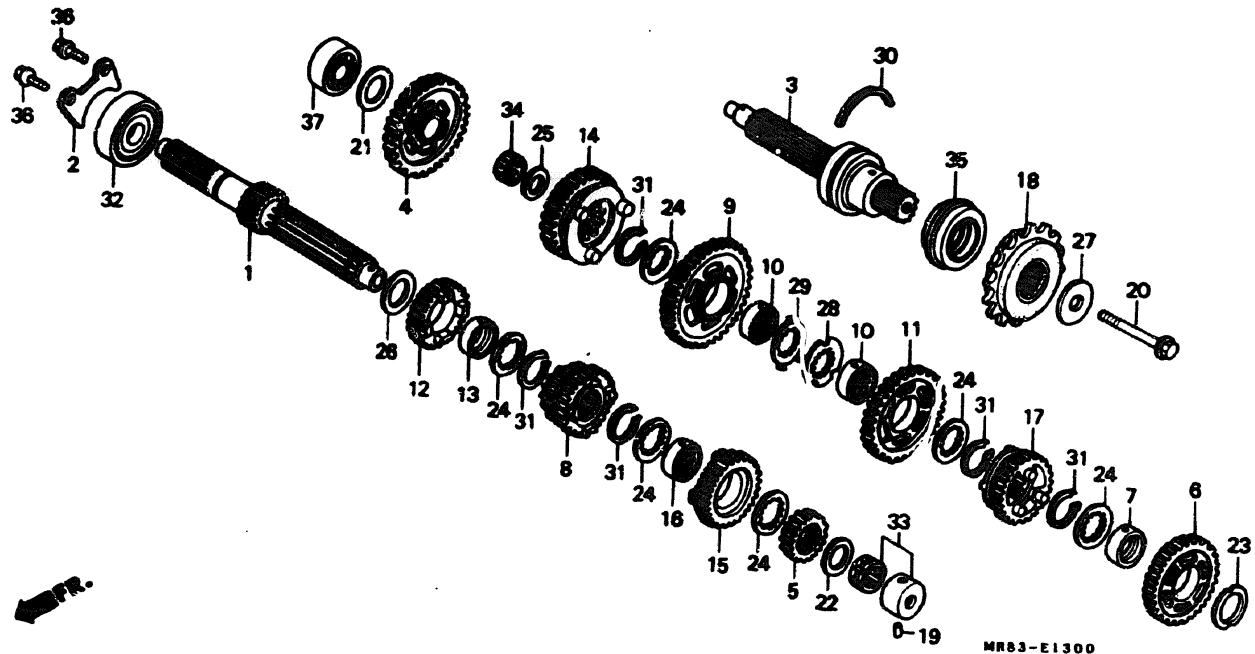


Service item	F.R.T.	Ref. No.	Part No.	Description	Reqd. No.		Serial No.	Area code
					VFR100R	IL 3M		
MAINSHAFT.....	*7.1	1	23211-MR8-000	MAINSHAFT.....	1	1		
(INC. RELATIVE PART)		2	23212-KE7-000	PLATE, BEARING SETTING.....	1	1		
COUNTERSHAFT COMP.		3	23220-MR8-000	COUNTERSHAFT COMP.....	1	1		
(INC. RELATIVE PART)		4	23421-MR8-000	GEAR, COUNTERSHAFT LOW (41T)..	1	1		
(WHEN SERVICING COMP., UNIT, F.R.T. IS 7.3.)		5	23431-MR8-000	GEAR, MAINSHAFT SECOND (18T)..	1	1		
SPROCKET, DRIVE.....	0.4	6	23441-MR8-000	GEAR, COUNTERSHAFT SECOND (39T)	1	1		
		7	23442-KY2-000	COLLAR, 25X28X9.....	1	1		
		8	23451-MR8-000	GEAR, MAINSHAFT THIRD & FOURTH (20T/22T)	1	1		
		9	23461-MR8-000	GEAR, COUNTERSHAFT THIRD (36T)	1	1		
		10	23462-KY2-000	COLLAR, SPLINE, 25X9.....	2	2		
		11	23481-MR8-000	GEAR, COUNTERSHAFT FOURTH (35T)	1	1		
		12	23491-MR8-600	GEAR, MAINSHAFT FIFTH (23T)...	1	1		
		13	23492-KY2-000	COLLAR, 25X28X11.....	1	1		
		14	23501-MR8-600	GEAR, COUNTERSHAFT FIFTH (33T)	1	1		
		15	23511-MR8-000	GEAR, MAINSHAFT SIXTH (22T)...	1	1		
		16	23512-KY2-000	COLLAR, SPLINE, 25X12.4.....	1	1		
		17	23521-MR8-000	GEAR, COUNTERSHAFT SIXTH (29T)	1	1		
		18	23801-KY2-005	SPROCKET, DRIVE (15T).....	1	1		
		19	24261-283-000	PIN, GEARSHIFT FORK GUIDE.....	1	1		
		20	90037-422-003	BOLT, SPECIAL, 10MM.....	1	1		
		21	90403-KE7-000	WASHER, THRUST, 17.2MM.....	1	1		
		22	90403-MF2-010	WASHER, THRUST, 17.2MM.....	1	1		

E 8

E-13

Transmission

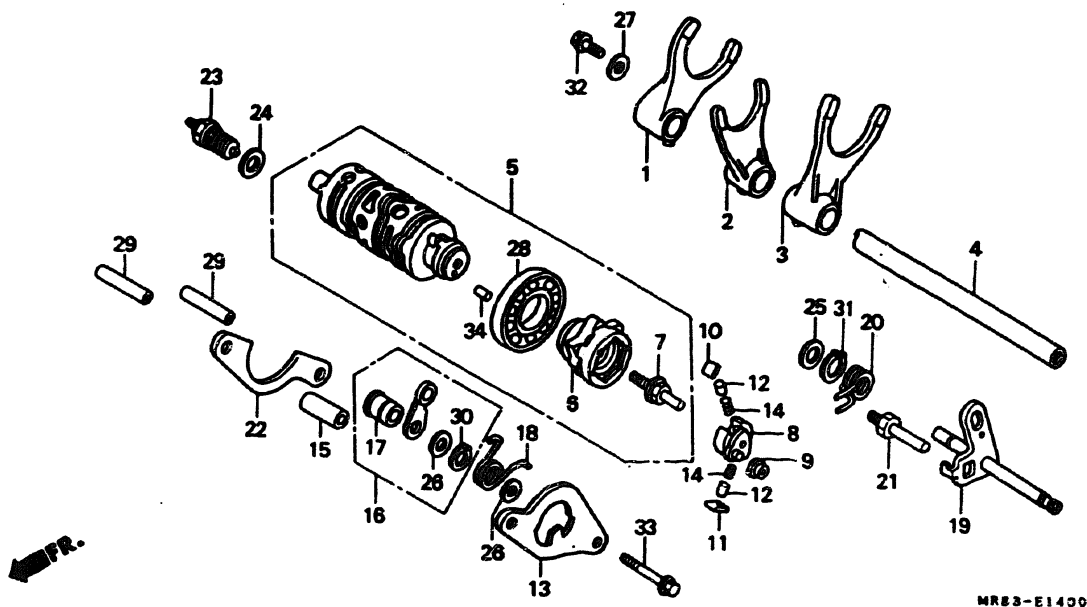


Service item	F.R.T.	Ref. No.	Part No.	Description	Reqd. No.		Serial No.	Area code
					VFR	ORR		
		23	90446-430-000	WASHER, THRUST, 25.2X34.....	1	1		
		24	90451-KY2-000	WASHER, SPLINE, 25X31X1.5.....	6	6		
		25	90453-360-000	WASHER, THRUST, 20MM.....	1	1		
		26	90456-MA6-000	WASHER, THRUST, 25MM.....	1	1		
		27	90459-438-000	WASHER, 10.2MM.....	1	1		
		28	90461-KY2-000	WASHER, SPLINE, 25MM.....	1	1		
		29	90462-KY2-000	WASHER, LOCK, 25MM.....	1	-		
			90462-KAZ-000	WASHER, LOCK, 25MM.....	-	1		
		30	90601-MLO-000	RING, SET, 52MM.....	1	1		
		31	90601-107-000	CIRCLIP, 25MM.....	5	5		
		32	91014-969-003	BEARING, RADIAL BALL, 5205....	1	1		
		33	91021-MLO-721	BEARING, NEEDLE, 17MM.....	1	1		
		34	91023-MF2-711	BEARING, NEEDLE, 20X24X9.6....	1	1		
		35	91205-KE8-003	OIL SEAL, 34X52X13.....	1	1		
		36	95701-06016-00	BOLT, FLANGE, 6X16.....	2	2		
		37	96100-62030-00	BEARING, RADIAL BALL, 6203....	1	1		

E 9

E-14

Gearshift drum



MR83-E1400

Service item	F.R.T.	Ref. No.	Part No.	Description	Reqd. No.		Serial No.	Area code
					VFR	SL 3B		
FORK, GEARSHIFT.....	2.8	1	24211-MJ8-000	FORK, R. GEARSHIFT.....	1	1		
(ONE OR ALL)		2	24212-MR8-000	FORK, CENTER GEARSHIFT.....	1	-		
DRUM COMP., GEARSHIFT.....	3.7		24212-MV4-000	FORK, CENTER GEARSHIFT.....	-	1		
CENTER, GEARSHIFT DRUM.....	1.6	3	24213-MJ8-000	FORK, L. GEARSHIFT.....	1	1		
SHIFTER, DRUM.....	1.5	4	24261-MLO-000	SHAFT, GEARSHIFT FORK.....	1	1		
(INC. RELATIVE PART)		5	24310-MR8-000	DRUM COMP., GEARSHIFT.....	1	1		
STOPPER COMP., DRUM								
(INC. RELATIVE PART)		6	24312-KT7-751	CENTER, GEARSHIFT DRUM.....	1	1		
SPINDLE COMP., GEARSHIFT.....	1.4	7	24315-HAD-000	PIN, SHIFTER.....	1	1		
SPRING, GEARSHIFT RETURN		8	24321-KT8-010	SHIFTER, DRUM.....	1	1		
SWITCH ASSY., NEUTRAL.....	0.4	9	24322-MM4-000	COLLAR, DRUM SHIFTER.....	1	1		
		10	24324-KA3-710	PAWL A, RATCHET.....	1	1		
		11	24325-KA3-710	PAWL B, RATCHET.....	1	1		
		12	24326-KT7-000	PLUNGER, PAWL.....	2	2		
		13	24328-MR7-010	PLATE, GUIDE.....	1	1		
		14	24329-KA3-740	SPRING, PAWL PLUNGER.....	2	2		
		15	24329-KT7-000	COLLAR, GUIDE PLATE DISTANCE..	1	1		
		16	24430-MR7-000	STOPPER COMP., DRUM.....	1	1		
		17	24434-MR7-000	COLLAR, DRUM STOPPER.....	1	1		
		18	24435-MR7-000	SPRING, DRUM STOPPER.....	1	1		
		19	24610-MR7-000	SPINDLE COMP., GEARSHIFT.....	1	1		
		20	24651-MR7-000	SPRING, GEARSHIFT RETURN.....	1	1		
		21	24652-035-000	PIN, SHIFT RETURN SPRING.....	1	1		
		22	24655-MR7-000	PLATE, SHIFT DRUM BEARING				
				SETTING	1	1		
		23	35600-KE8-003	SWITCH ASSY., NEUTRAL.....	1	1		

1991.05.01

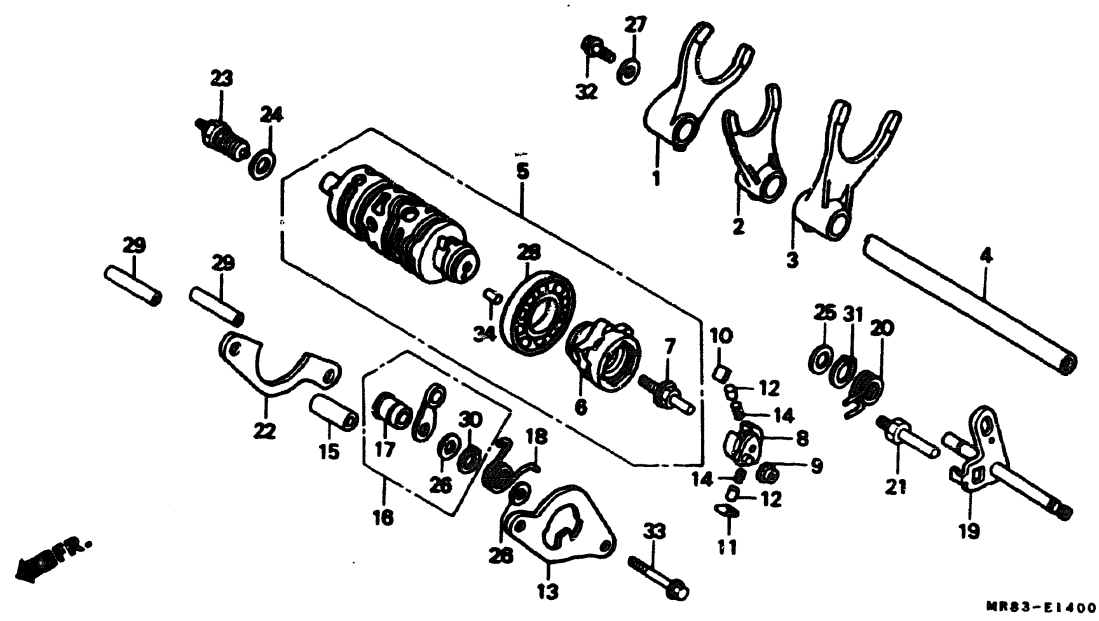
E

E9

E 10

E-14

Gearshift drum

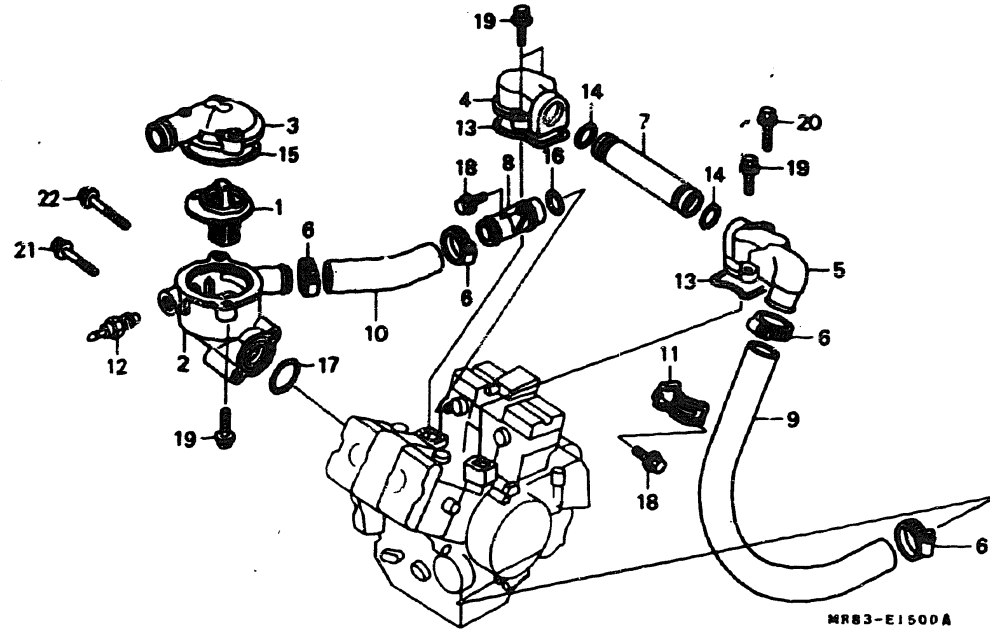


Service item	F.R.T.	Ref. No.	Part No.	Description	Reqd. no.		Serial No.	Area code
					VFR400R	3L 3M		
		24	90443-MB0-000	WASHER, SEALING, 10MM.....	1	1		
		25	90451-155-000	WASHER, 14MM.....	1	1		
		26	90485-MR7-000	WASHER, 12MM.....	2	2		
		27	90488-MB0-000	WASHER, 6X2.3.....	1	1		
		28	91008-374-003	BEARING, BALL, 16005 (NTN)....	1	1		
		29	91104-KT7-000	PIN, DOWEL, 8X31.5.....	2	2		
		30	94510-12000	CIRCLIP, EXTERNAL, 12MM.....	1	1		
		31	94510-14000	CIRCLIP, EXTERNAL, 14MM.....	1	1		
		32	95701-06012-00	BOLT, FLANGE, 6X12.....	1	1		
		33	95701-06045-00	BOLT, FLANGE, 6X45.....	2	2		
		34	96220-40080	ROLLER, 4X8.....	1	1		

E 11

E-15

Water pipe



Service item	F.R.T.	Ref. No.	Part No.	Description	Reqd. No.		Serial No.	Area code
					VFR111R	JL 111		
THERMOSTAT ASSY.....	0.8	1	19300-ML7-003	THERMOSTAT ASSY.....	1	1		
.CASE, THERMOSTAT		2	19311-MR8-000	CASE, THERMOSTAT.....	1	1		
COVER, THERMOSTAT.....	0.6	3	19315-MR8-000	COVER, THERMOSTAT.....	1	1		
.HOSE A, WATER		4	19508-MN0-000	CAP A, CONNECTING PIPE.....	1	1		
CAP A, CONNECTING PIPE.....	0.9	5	19509-MR8-000	CAP B, CONNECTING PIPE.....	1	1		
.PIPE B, WATER		6	19517-ML7-690	CLAMP B, WATER HOSE.....	4	4		
.HOSE B, WATER		7	19522-KE7-000	PIPE B, WATER.....	1	1		
CAP B, CONNECTING PIPE.....	1.0	8	19523-ML7-690	JOINT, WATER.....	1	1		
.JOINT, WATER		9	19525-MLO-720	HOSE A, WATER.....	1	1		
SENDING UNIT, WATER		10	19526-MLO-000	HOSE B, WATER.....	1	1		
TEMPERATURE.	0.5	11	19535-MLO-720	CLAMPER, WATER HOSE.....	1	1		
		12	37750-PC1-004	SENDING UNIT, WATER				
				TEMPERATURE (ND)	1	1		
		13	91301-MB0-000	GASKET, CONNECTING CAP.....	2	2		
		14	91301-147-023	O-RING, 18.3X2.3 (ARAI).....	2	2		
		15	91311-KE8-000	O-RING, 47.5X2.....	1	1		
		16	91312-KE8-003	O-RING, 17X3 (ARAI).....	1	1		
		17	91331-PC9-003	O-RING, 21.2X2.4 (ARAI).....	1	1		
			91331-PC9-004	O-RING, 21.2X2.4 (NOK).....	1	1		
		18	96001-06014-07	BOLT, FLANGE, 6X14.....	2	2		
		19	96001-06022-00	BOLT, FLANGE, 6X22.....	5	5		
		20	96001-06035-00	BOLT, FLANGE, 6X35.....	1	1		
		21	96001-06040-00	BOLT, FLANGE, 6X40.....	1	1		
		22	96001-06055-00	BOLT, FLANGE, 6X55.....	1	1		

1991.05.01

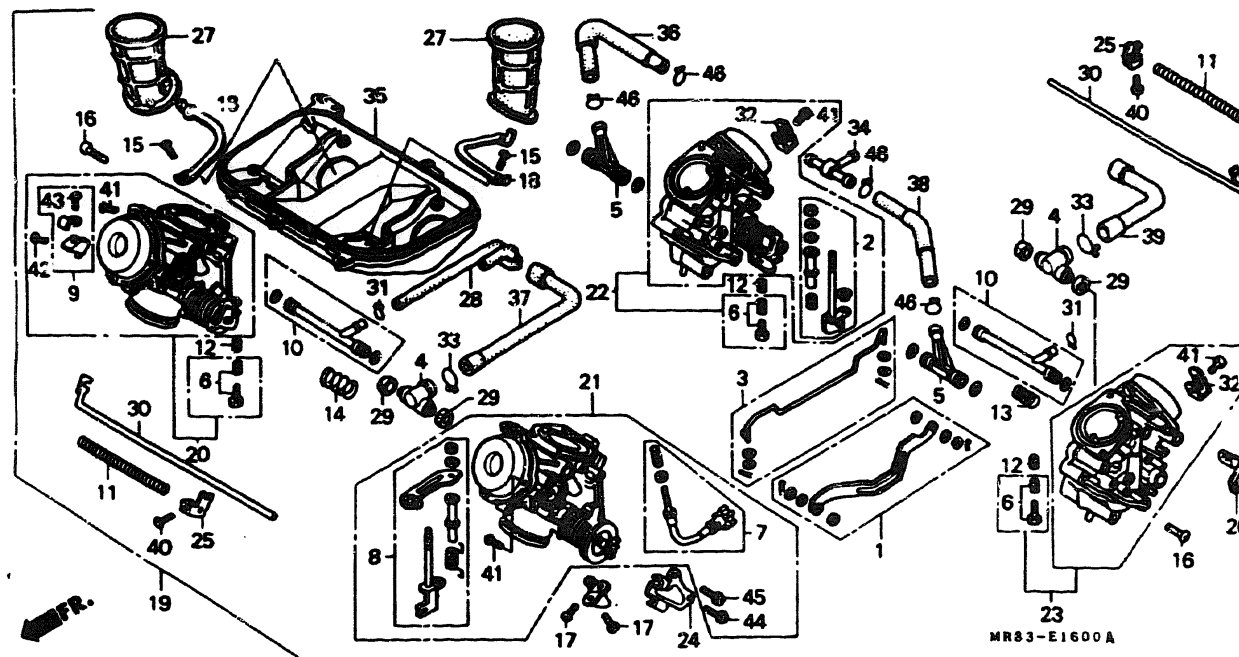
E

E11

E 12

E-16

Carburetor (Assy.)



Service item	F.R.T.	Ref. No.	Part No.	Description	Reqd. No. VFR11R 3L 1M	Serial No.	Area code
LEVER SET, LINK.....	1.2	1	16017-MLO-721	LEVER SET, LINK.....	1 1		
.JOINT SET, FUEL		2	16018-MLO-721	LINK SET A, STARTER.....	1 1		
CARBURETOR ASSY.....	1.1	3	16019-MR8-003	ROD SET, STARTER LINK.....	1 1		
.BASE, CLEANER		4	16026-MR8-003	I-JOINT.....	2 2		
CARBURETOR ASSY. 1.....	1.6	5	16027-MLO-004	JOINT.....	2 2		
(ADD 0.5 FOR EACH.)							
		6	16029-MBO-671	SCREW SET C.....	3 3		
		7	16029-MR8-003	SCREW SET.....	1 1		
		8	16031-MLO-721	LINK SET B, STARTER.....	1 1		
		9	16035-ML7-004	PLATE SET, STAY.....	1 1		
		10	16047-KE7-003	JOINT SET, FUEL.....	2 2		
		11	16050-MR8-003	SPRING, COMPRESSION COIL.....	2 2		
		12	16052-KG4-003	SPRING.....	3 3		
		13	16053-MBO-671	SPRING.....	1 1		
		14	16053-MG9-004	SPRING.....	1 1		
		15	16080-MBO-671	SCREW, PAN.....	8 8		
		16	16080-MLO-004	SCREW, PAN.....	2 2		
		17	16081-ML7-004	SCREW, PAN, 5X10.....	4 4		
		18	16090-ML7-004	WASHER, TONGUED.....	4 4		
		19	16100-MR8-600	CARBURETOR ASSY. (VDE3B A)....	1 -		
			16100-MR8-740	CARBURETOR ASSY. (VDE3F A)....	- 1		
		20	16101-MR8-600	CARBURETOR ASSY. 1.....	1 -		
			16101-MR8-740	CARBURETOR ASSY., R. FR.....	- 1		
		21	16102-MR8-600	CARBURETOR ASSY. 2.....	1 -		
			16102-MR8-740	CARBURETOR ASSY., L. FR.....	- 1		
		22	16103-MR8-600	CARBURETOR ASSY. 3.....	1 -		

1991.05.01

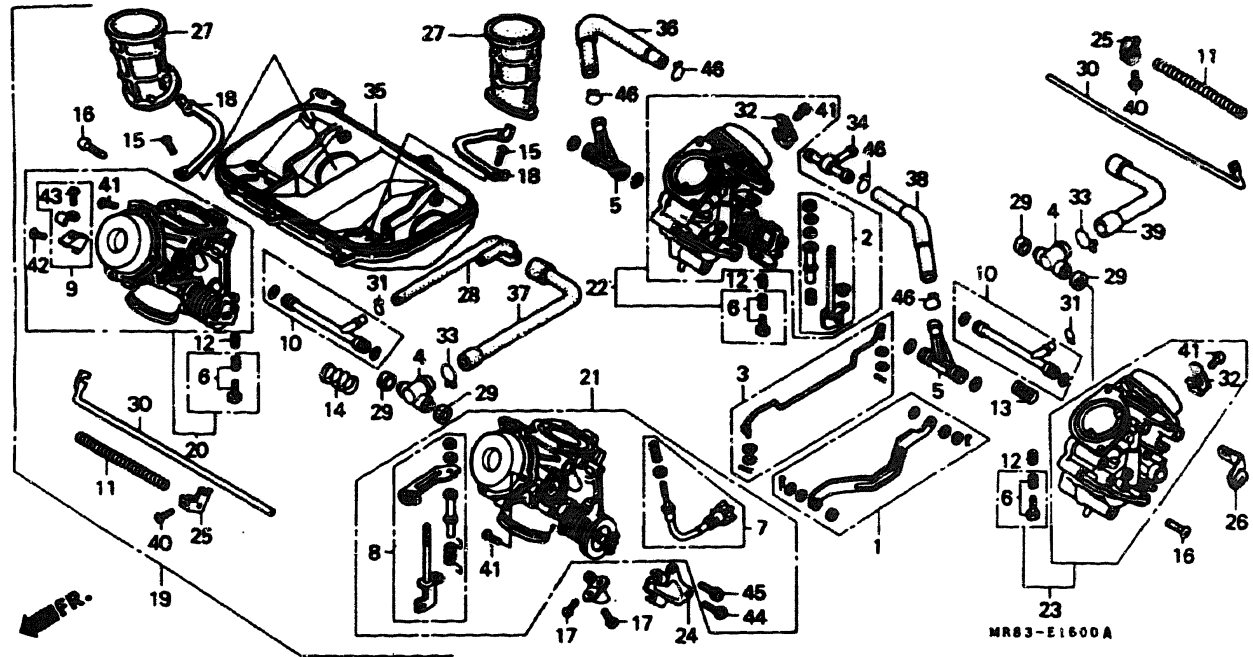
E

E12

E 13

E-16

Carburetor (Assy.)

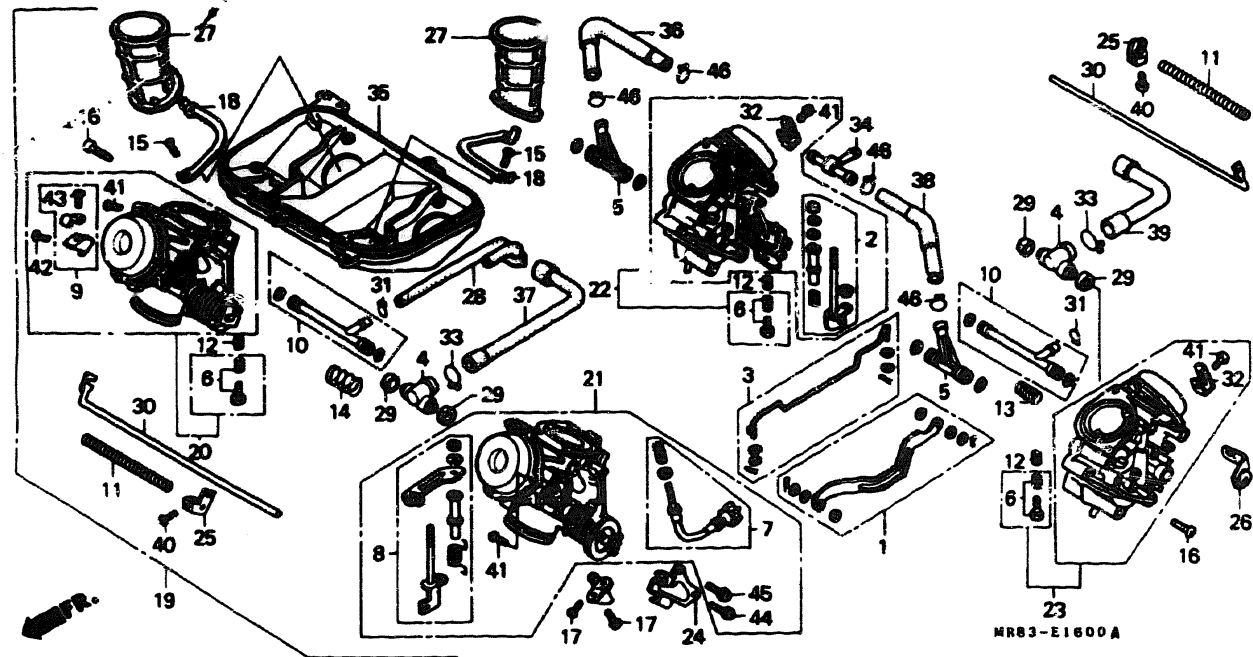


Service item	F.R.T.	Ref. No.	Part No.	Description	Reqd. No.		Serial No.	Area code
					VFR100R	JL JH		
		22)	16103-MR8-740	CARBURETOR ASSY., R. RR.....	-	1		
		23	16104-MR8-600	CARBURETOR ASSY. 4.....	1	-		
			16104-MR8-740	CARBURETOR ASSY., L. RR.....	-	1		
		24	16119-MR8-003	STAY, WIRE.....	1	1		
		25	16120-MR8-003	LEVER, STARTER.....	2	2		
		26	16134-MR8-003	BINDER.....	1	1		
		27	16141-MR8-003	FANNEL, AIR.....	4	4		
		28	16142-MR8-003	TUBE COMP.....	1	1		
		29	16144-MR8-003	TUBE.....	4	4		
		30	16145-MR8-003	SHAFT, STARTER LINK.....	2	2		
		31	16163-MB3-671	CLIP, TUBE.....	2	2		
		32	16179-ML4-651	PLATE, CLIP.....	2	2		
		33	16179-MR8-003	CLIP, TUBE.....	2	2		
		34	16180-KY6-004	T-JOINT.....	1	1		
		35	16188-MR8-003	BASE, CLEANER.....	1	-		
		*	16188-MR8-750	BASE, AIR CLEANER.....	-	1		
		36	16198-MR8-003	TUBE COMP.....	1	1		
		37	16198-MR8-600	TUDE.....	1	1		
		38	16199-MR8-003	TUBE COMP.....	1	1		
		39	16199-MR8-600	TUBE.....	1	1		
		40	93500-04008-1A	SCREW, PAN, 4X8.....	2	2		
		41	93500-04010-1A	SCREW, PAN, 4X10.....	15	15		
		42	93500-04012-1A	SCREW, PAN, 4X12.....	1	1		
		43	93892-04008-10	SCREW-WASHER, 4X8.....	1	1		
		44	93892-04016-10	SCREW-WASHER, 4X16.....	1	1		
			1991.05.01	E		E13		

E 14

E-16

Carburetor (Assy.)

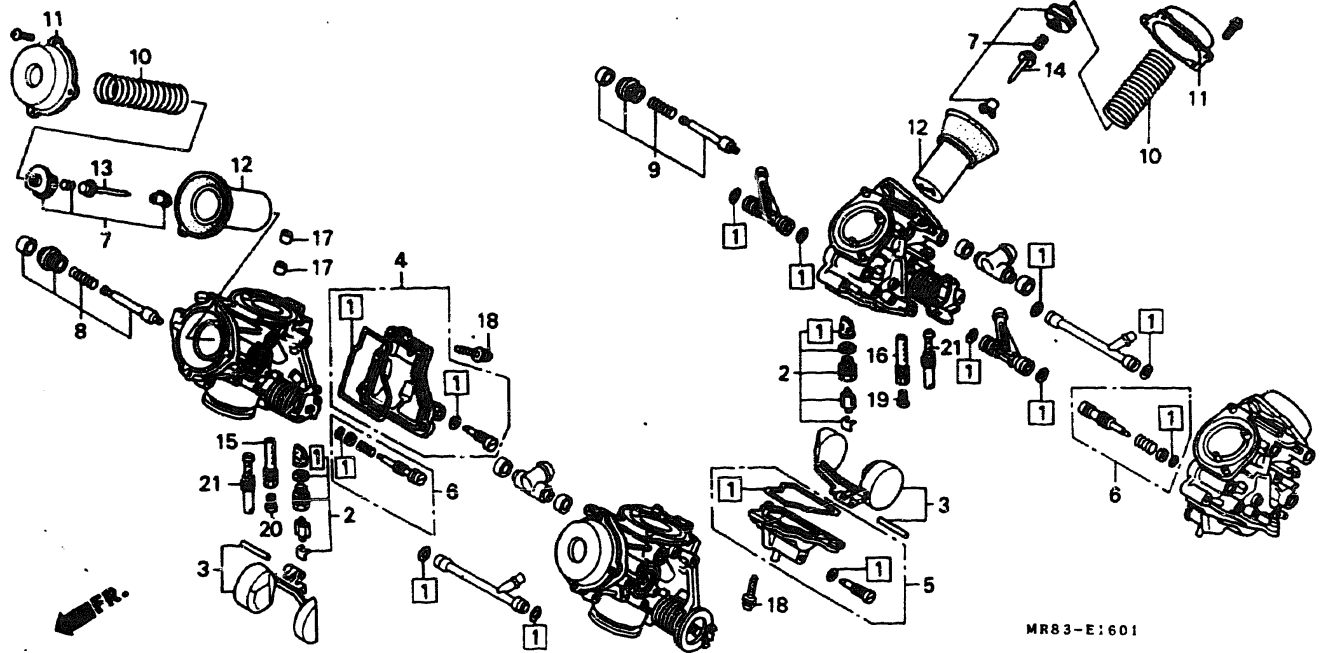


Service item	F.R.T.	Ref. No.	Part No.	Description	Reqd. No.	Serial No.	Area code
		45	93892-05012-10	SCREW-WASHER, 5X12.....	1 3		
		46	95002-02120	CLIP B12, TUBE.....	4 4		

E 15

E-16-1

Carburetor
(Component parts)



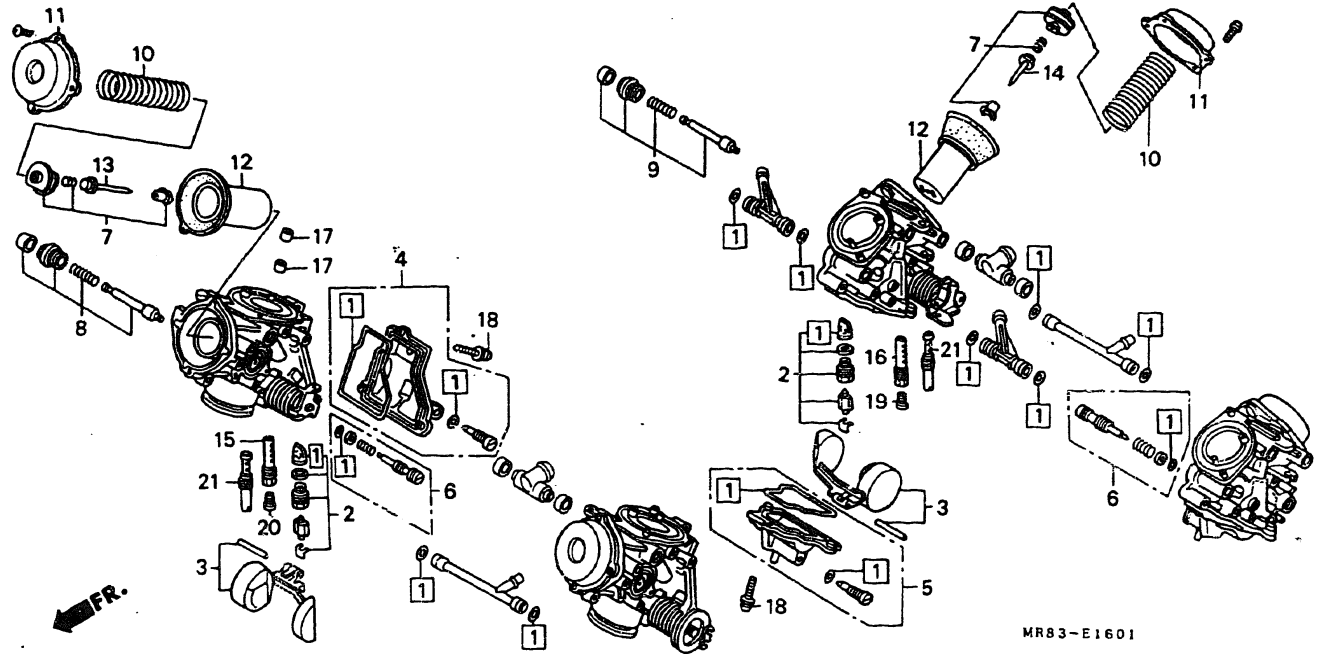
MR83-E:601

Service item	F.R.T.	Ref. No.	Part No.	Description	Reqd. No.		Serial No.	Area code
					VFR100R	IL JM		
SEAT SET, VALVE.....	1.2	1	16010-MR8-003	GASKET SET.....	4	4		
(ADD 0.2 FOR EACH.)		2	16011-MR8-003	SEAT SET, VALVE.....	4	4		
FLOAT SET		3	16013-KE8-004	FLOAT SET.....	4	4		
(ADD 0.2 FOR EACH.)		4	16015-MLO-014	CHAMBER SET, FLOAT.....				
JET, MAIN,				(CYLINDER NO.1&4)	2	2		
(ADD 0.2 FOR EACH.)		5	16015-MR8-003	CHAMBER SET, FLOAT.....				
CHAMBER SET, FLOAT.....	1.0			(CYLINDER NO.2&3)	2	2		
(ADD 0.1 FOR EACH.)		6	16016-MLO-721	SCREW SET A.....	4	4		
VALVE SET, STARTER.....	0.9	7	16037-MR8-600	PLATE SET, VALVE.....	4	4		
(#.2,3 SIDE 1.1)		8	16046-MG9-681	VALVE SET, STARTER.....				
PISTON COMP., VACUUM.....	0.5			(CYLINDER NO.1&4)	2	2		
(FR.CYLINDER SIDE 1.0)		9	16047-ML7-004	VALVE SET B, STARTER.....				
NEEDLE COMP., JET				(CYLINDER NO.2&3)	2	2		
(FR.CYLINDER SIDE 1.0)		10	16050-MR8-600	SPRING, COMPRESSION COIL.....	4	4		
(ADD 0.2 FOR EACH.)								
		11	16107-MLO-721	TOP COMP.....	4	4		
		12	16111-MR8-600	PISTON COMP., VACUUM.....	4	4		
		13	16151-MR8-600	NEEDLE COMP., JET.....				
				(CYLINDER NO.2&4)	2	2		
		14	16151-MR8-640	NEEDLE COMP., JET.....				
				(CYLINDER NO.1&3)	2	2		
		15	16165-MR8-600	HOLDER, NEEDLE JET.....				
				(CYLINDER NO.2&4)	2	2		
		16	16165-MR8-640	HOLDER, NEEDLE JET.....				
				(CYLINDER NO.1&3)	2	2		
		17	16178-MBO-671	PIN, KNOCK.....	8	8		
		18	93892-04016-10	SCREW-WASHER, 4X16.....	12	12		
			1991.05.01	E	12	12		

E 16

E-16-1

Carburetor
(Component parts)



MR83-E1601

Service item	F.R.T.	Ref. No.	Part No.	Description	Reqd. No.		Serial No.	Area code
					VFR100R	3L 3M		
		19	99101-393-1200	JET, MAIN, #120..... (CYLINDER NO.1&3)	2	2		
		20	99101-393-1220	JET, MAIN, #122..... (CYLINDER NO.2&4)	2	2		
		21	99103-437-0350	JET, SLOW, #35.....	4	4		


F 1

EOP - 1

13MR8LE1

Gasket kit A

Service item	F.R.T.	Ref. No.	Part No.	Description	Reqd. No.		Serial No.	Area code
					VFR100R	3L 3M		
			061A1-MR8-600	GASKET SET A..... (COMPONENT PARTS)	1	1		
1			12208-MLO-721	SEAL, EX. VALVE STEM (ARAI)...	8	8		
2			12209-MLO-722	SEAL, VALVE STEM (ARAI).....	8	8		
3			12251-MR8-601	GASKET, CYLINDER HEAD.....	2	2		
4			12332-MLO-721	GASKET, BREATHER COVER.....	1	1		
5			12391-MR8-000	GASKET, CYLINDER HEAD COVER...	2	2		
6			18291-MR8-000	GASKET, EX. PIPE.....	2	2		
7			18291-216-0J0	GASKET, EX. PIPE (A).....	4	4		
8			90441-706-000	WASHER, SEALING, 6MM.....	2	2		
9			91311-KE8-000	O-RING, 47.5X2.....	1	1		
10			91312-KE8-003	O-RING, 17X3 (ARAI).....	1	1		
11			91331-PC9-003	O-RING, 21.2X2.4 (ARAI).....	1	1		
			91331-PC9-004	O-RING, 21.2X2.4 (NOK).....	1	1		



EOP - 2

13MR8LE1

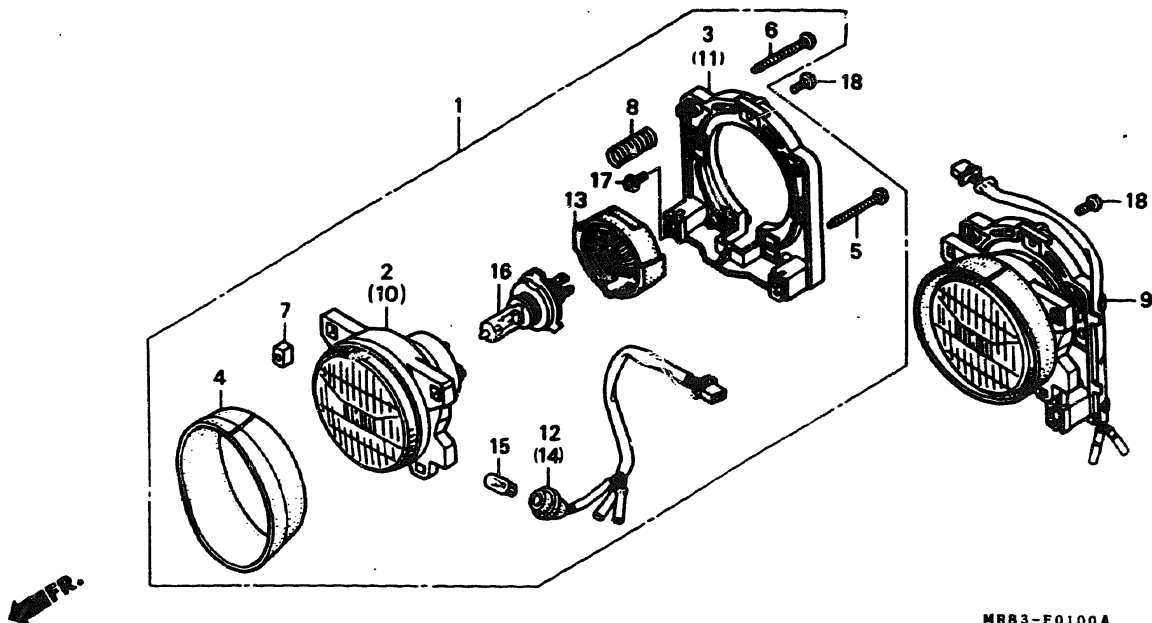
Gasket kit B

Service item	F.R.T.	Ref. No.	Part No.	Description	Reqd. No. VFR400R 3L 3M	Serial No.	Area code
			06181-MR8-000	GASKET KIT B..... (COMPONENT PARTS)	1 1		
1			11315-MLO-000	GASKET, OIL PAN.....	1 1		
2			11394-MLO-000	GASKET, R. COVER.....	1 1		
3			11632-ML7-000	GASKET, GEARSHIFT COVER.....	1 1		
4			11636-MLO-000	GASKET, A.C. GENERATOR COVER..	1 1		
5			15154-425-000	GASKET, OIL STRAINER.....	1 1		
6			19226-KE7-000	GASKET, WATER PUMP COVER.....	1 1		
7			90443-MBO-000	WASHER, SEALING, 10MM.....	2 2		
8			90463-ML7-000	WASHER, SEALING, 6.5MM.....	3 3		
9			91301-MBO-000	GASKET, CONNECTING CAP.....	2 2		
10			91301-ML7-003	O-RING, 48.1X3.6 (ARAI).....	1 1		
11			91301-147-023	O-RING, 18.3X2.3 (ARAI).....	2 2		
12			91302-KE8-003	O-RING, 18X3 (ARAI).....	1 1		
13			91302-MBO-013	O-RING, 32.95X2.62 (ARAI).....	1 1		
14			91309-MBO-003	O-RING, 14.6X3.7 (ARAI).....	2 2		
15			91309-425-003	O-RING, 24.4X3.1 (ARAI).....	1 1		
16			91311-MBO-003	O-RING, 18.5X2.4 (ARAI).....	1 1		
17			91313-MBO-003	O-RING, 14.7X2.2 (ARAI).....	1 1		
18			91313-393-003	O-RING, 7.8X2.2 (ARAI).....	1 1		
19			94109-12000	WASHER, DRAIN PLUG, 12MM.....	1 1		

G 1

F-1

Headlight (AR, E)



MR83-F0100A

Service item	F.R.T.	Ref. No.	Part No.	Description	Reqd. No.		Serial No.	Area code
					VFR400R	JL 3M		
HEADLIGHT ASSY.....	0.4	1	33100-MR8-600	HEADLIGHT ASSY., R.....	1	1		
(ADD 0.1 FOR EACH.)		2	33101-MR8-600	HEADLIGHT UNIT.....	1	1		
HEADLIGHT UNIT.....	0.5	3	33105-MR8-000	HOUSING COMP., R.....	1	1		
(ADD 0.2 FOR EACH.)		4	33106-MR8-000	RUBBER, SHIELD.....	2	2		
.HOUSING COMP.		5	33107-KY2-701	SCREW, BEAM ADJUSTING.....	2	2		
(ADD 0.2 FOR EACH.)		6	33107-MR7-003	SCREW, BEAM ADJUSTING.....	2	2		
SOCKET COMP., POSITION LIGHT...	0.3	7	33108-MR7-003	NUT, BEAM ADJUSTING.....	4	4		
BULB, HEADLIGHT.....	0.1	8	33109-MR7-003	SPRING, COIL.....	4	4		
		9	33150-MR8-600	HEADLIGHT ASSY., L.....	1	1		
		10	33151-MR8-600	HEADLIGHT UNIT.....	1	1		
		11	33155-MR8-000	HOUSING COMP., L.....	1	1		
		12	33170-MR8-600	SOCKET COMP., POSITION LIGHT..	1	1		
		13	33180-MR7-003	COVER, RUBBER.....	2	2		
		14	33190-MR8-600	SOCKET COMP., POSITION LIGHT..	1	1		
		15	33301-SAO-741	BULB (12V 5W) (ECE) (STANLEY).	2	2		
		16	34901-MC7-601	BULB, HEADLIGHT (H4 JA12V60/55W)	2	2		
		17	90148-MG9-771	SCREW, TAPPING, 4X16.....	2	2		
		18	93500-06016-0G	SCREW, PAN, 6X16.....	6	6		

1991.05.01

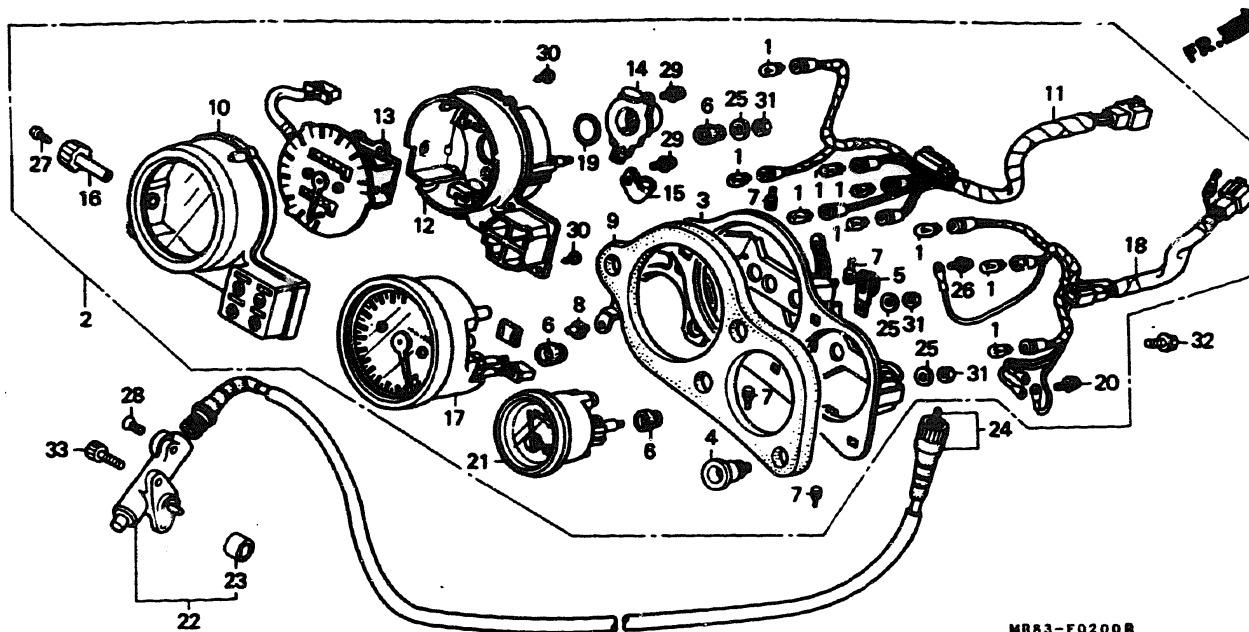
E

G1

G 2

F - 2

Meter



MR83-F0200B

Service item	F.R.T.	Ref. Part No.	Description	Reqd. No.		Serial No.	Area code
				VFR400R	IL 3M		
METER ASSY., COMBINATION.....	0.4	1 34908-MG9-951	BULB, WEDGE BASE (12V 1.7W)...	9	9		
.BRACKET, METER		2 37100-MR8-601	METER ASSY., COMBINATION.....	1	1		
.CASE COMP., SPEEDOMETER UPPER		3 37105-MR8-008	BRACKET, METER.....	1	1		
CUSHION, RUBBER.....	0.2	4 37112-MR7-003	CLIP, METER PANEL.....	4	4		
.BOSS, ELBOW		5 37121-MJ4-000	CLIP, WIRE HARNESS.....	1	1		
SOCKET COMP., SPEEDOMETER.....	0.6	6 37125-MR7-008	RUBBER, SPEEDOMETER SETTING...	6	6		
.SPEEDOMETER COMP.		7 37126-MR7-008	CUSHION, RUBBER.....	4	4		
.SOCKET COMP., TACHOMETER		8 37127-MR7-008	GROMMET.....	2	2		
.METER ASSY., TEMPERATURE		9 37130-MR8-008	CUSHION.....	1	1		
CASE ASSY., SPEEDOMETER LOWER..	0.5	10 37202-MR8-601	CASE COMP., SPEEDOMETER UPPER.	1	1		
.TACHOMETER ASSY.		11 37205-MR8-601	SOCKET COMP., SPEEDOMETER.....	1	1		
BOX ASSY., SPEEDOMETER GEAR....	0.1	12 37208-MR8-601	CASE ASSY., SPEEDOMETER LOWER.	1	1		
CABLE ASSY., SPEEDOMETER.....	0.3	13 37210-MR8-601	SPEEDOMETER COMP.....	1	1		
		14 37211-KY2-711	BOSS, ELBOW.....	1	1		
		15 37215-KAF-008	CLAMP.....	1	1		
		16 37220-445-008	KNOB, TRIP METER.....	1	1		
		17 37250-MR8-601	TACHOMETER ASSY.....	1	1		
		18 37255-MR8-008	SOCKET COMP., TACHOMETER.....	1	1		
		19 37264-MR7-008	SEAL.....	1	1		
		20 37305-KE5-008	SCREW-WASHER, 3X22.....	3	3		
		21 37400-MR7-008	METER ASSY., TEMPERATURE.....	1	1		
		22 44800-MR7-003	BOX ASSY., SPEEDOMETER GEAR...	1	1		
		23 44808-MR7-013	JOINT, SPEEDOMETER.....	1	1		
		24 44830-MR8-000	CABLE ASSY., SPEEDOMETER.....	1	1		
		25 84103-443-740	WASHER, PLAIN, 5MM.....	6	6		

1991.05.01

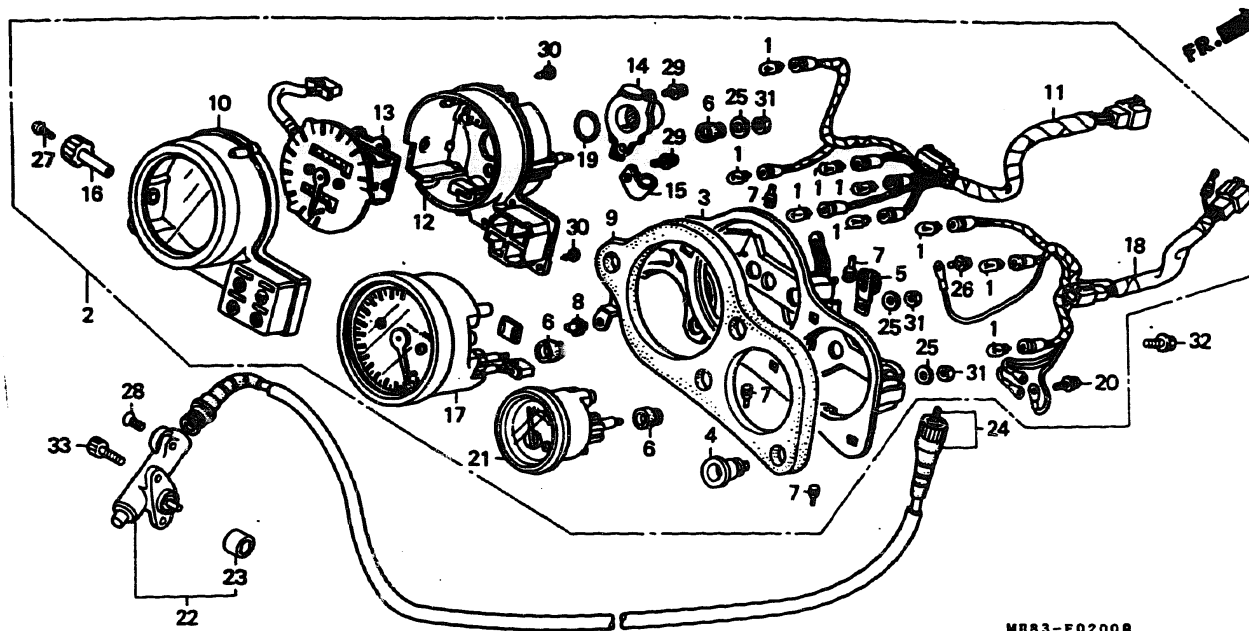
E

62

G 3

F - 2

Meter



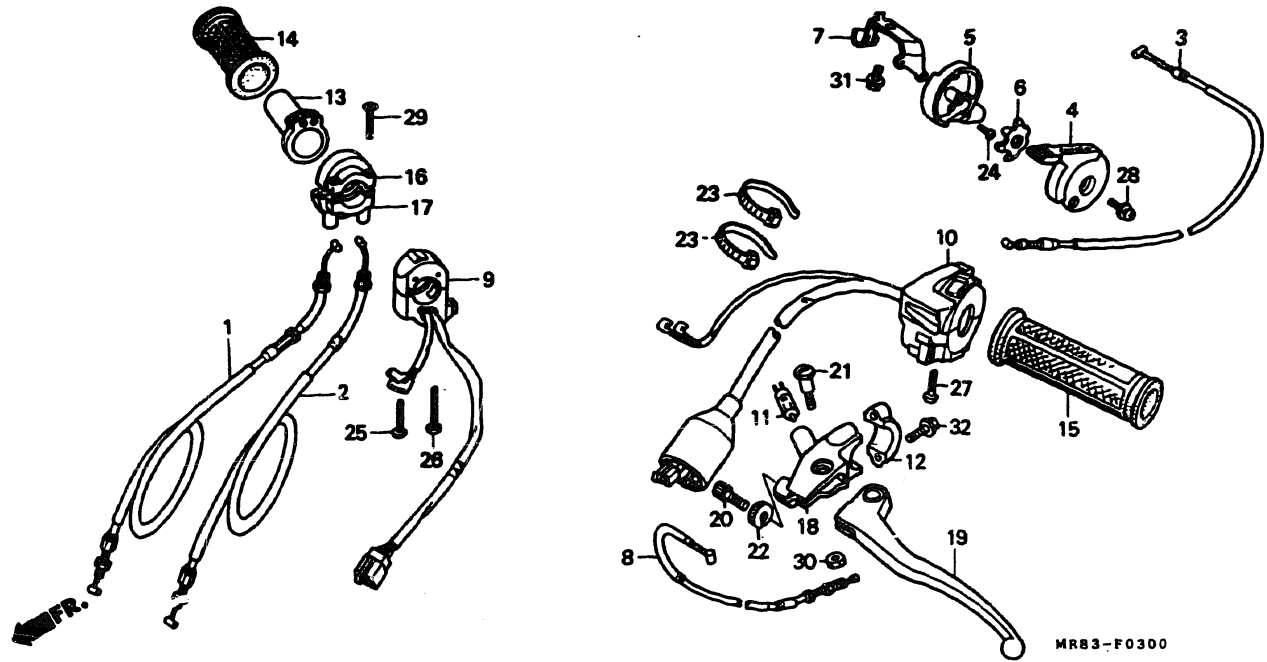
MR83-F0200B

Service item	F.R.T.	Ref. No.	Part No.	Description	Reqd. No.		Serial No.	Area code
					VFR100R	IL JH		
		26	90102-KY1-008	SCREW-WASHER, 3X10.....	1	1		
		27	90158-KM7-911	SCREW, PAN, 2X6.....	1	1		
		28	93700-05020-0G	SCREW, OVAL, 5X20.....	1	1		
		29	93893-04012-00	SCREW-WASHER, 4X12.....	4	4		
		30	93903-22310	SCREW, TAPPING, 3X12.....	5	5		
		31	94001-05000-0S	NUT, HEX., 5MM.....	6	6		
		32	96500-06010-07	BOLT, FLANGE, 6X10.....	2	2		
		33	96600-06012-07	BOLT, SOCKET, 6X12.....	2	2		

G 4

F-3

Switch-Cable

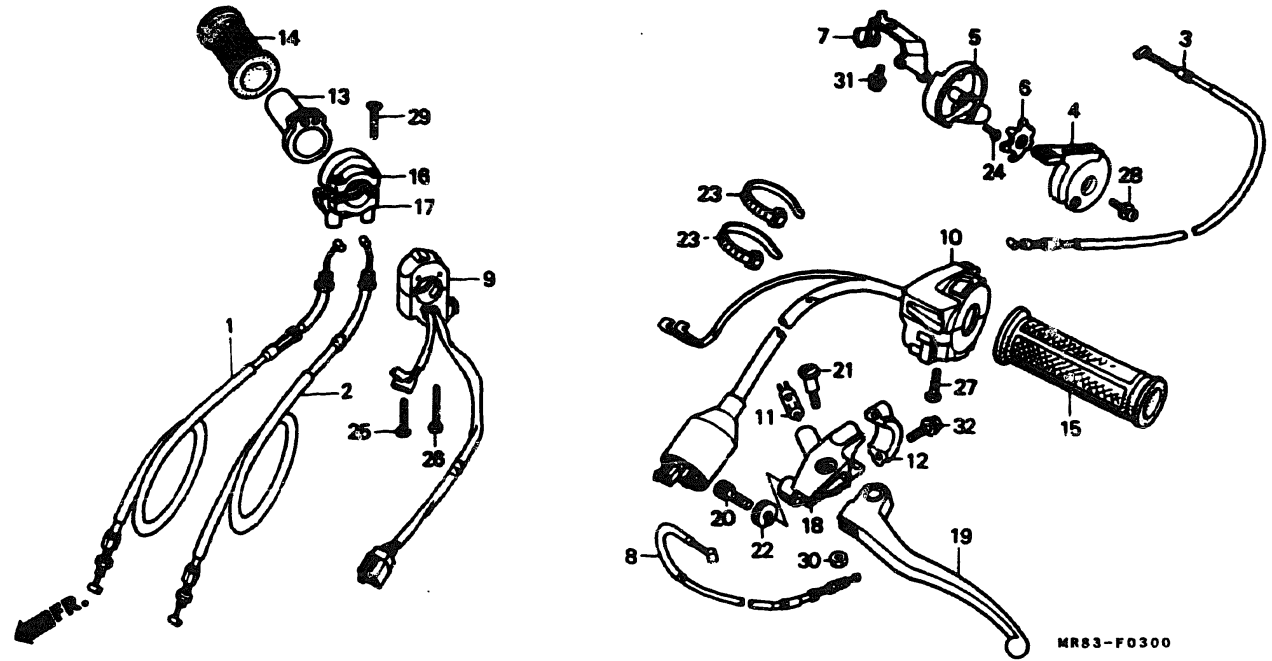


Service item	F.R.T.	Ref. No.	Part No.	Description	Reqd. No.		Serial No.	Area code
					VFR100R	JL JM		
CABLE COMP., THROTTLE..... (ONE OR ALL)	0.9	1	17910-MR8-000	CABLE COMP. A, THROTTLE.....	1	1		
CABLE COMP., CHOKE.....	0.6	2	17920-MR8-000	CABLE COMP. B, THROTTLE.....	1	1		
.SWITCH ASSY., STARTER KILL		3	17950-MR8-000	CABLE COMP., CHOKE.....	1	1		
.SWITCH ASSY., WINKER		4	17961-KV3-700	LEVER, CHOKE.....	1	1		
LEVER, CHOKE.....	0.4	5	17962-KV3-700	CASE, CHOKE LEVER.....	1	1		
.CABLE COMP., CLUTCH		6	17963-KV3-700	WASHER, SPRING, 10MM.....	1	1		
SWITCH COMP., FR. LEVER.....	0.2	7	17964-MR8-000	STAY, CHOKE LEVER.....	1	1		
.GRIP, R. HANDLE		8	22870-MR8-010	CABLE COMP., CLUTCH.....	1	1		
.BRACKET, HANDLE LEVER		9	35130-MR8-780	SWITCH ASSY., STARTER KILL....	1	1		
PIPE, THROTTLE GRIP.....	0.3	10	35200-MR8-780	SWITCH ASSY., WINKER.....	1	1		
GRIP, L. HANDLE.....	0.1							
.LEVER COMP., L. HANDLE		11	35330-413-003	SWITCH COMP., FR. LEVER.....	1	1		
		12	45517-166-006	HOLDER, MASTER CYLINDER.....	1	1		
		13	53141-KT8-710	PIPE, THROTTLE GRIP.....	1	1		
		14	53165-KT8-710	GRIP, R. HANDLE.....	1	1		
		15	53166-KT8-710	GRIP, L. HANDLE.....	1	1		
		16	53167-KY1-003	HOUSING, THROTTLE UPPER.....	1	1		
		17	53168-KY1-003	HOUSING, THROTTLE UNDER.....	1	1		
		18	53172-KT8-710	BRACKET, HANDLE LEVER.....	1	1		
		19	53178-KV3-000	LEVER COMP., L. HANDLE.....	1	1		
		20	53192-329-690	BOLT, CLUTCH CABLE ADJUSTING..	1	1		
		21	90113-438-000	BOLT, L. STEERING HANDLE LEVER PIVOT	1	1		
		22	90321-MR8-000	NUT, FIXING.....	1	1		
		23	90651-KV6-003	BAND, WIRE.....	2	2		
		24	93500-03006-0G	SCREW, PAN, 3X6.....	2	2		
			1991.05.01	E		64		

G 5

F - 3

Switch-Cable

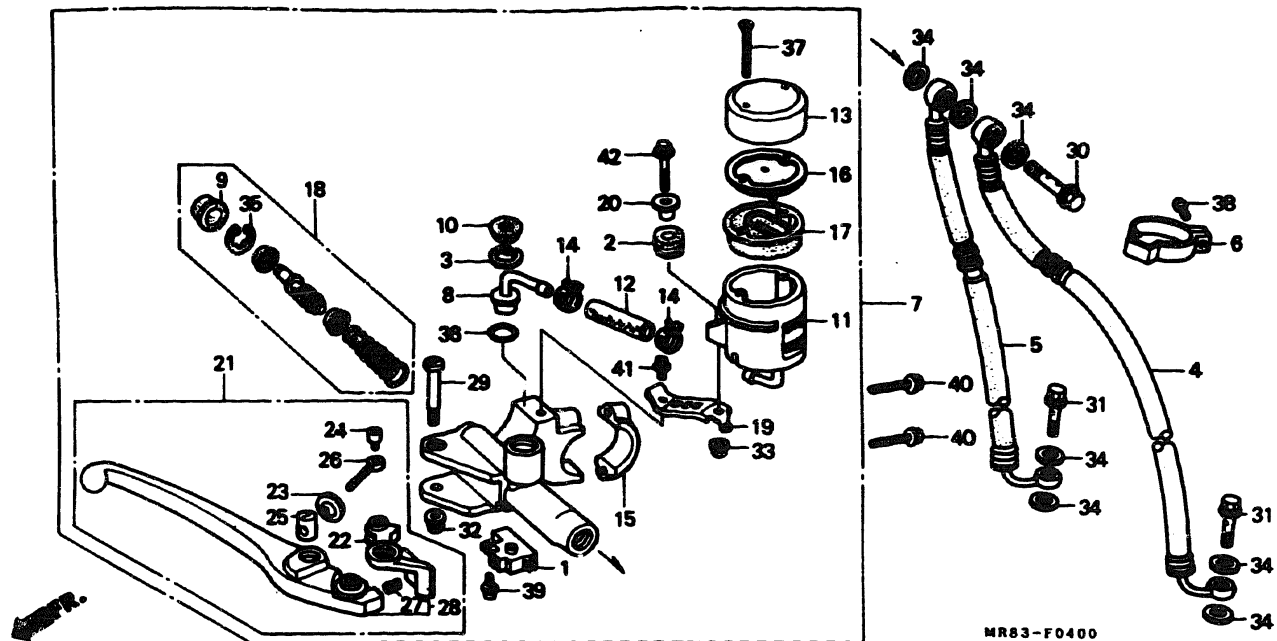


Service item	F.R.T.	Ref. No.	Part No.	Description	Reqd. No.		Serial No.	Area code
					VFR100R	3L 3M		
		25	93500-04032-0G	SCREW, PAN, 4X32.....	1	1		
		26	93500-04045-0G	SCREW, PAN, 4X45.....	1	1		
		27	93500-05020-0A	SCREW, PAN, 5X20.....	2	2		
		28	93891-06012-07	SCREW-WASHER, 6X12.....	1	1		
		29	93892-05025-07	SCREW-WASHER, 5X25.....	2	2		
		30	94001-06000-0S	NUT, HEX., 6MM.....	1	1		
		31	95701-06016-00	BOLT, FLANGE, 6X16.....	1	1		
		32	96001-06022-07	BOLT, FLANGE, 6X22.....	2	2		

G 6

F-4

Front brake master
Cylinder



MR83-F0400

Service item	F.R.T.	Ref. No.	Part No.	Description	Reqd. No. VFR400R IL 3M	Serial No.	Area code
SWITCH ASSY., FR. STOP.....	0.1	1	35340-MA5-671	SWITCH ASSY., FR. STOP.....	1 1		
.DIAPHRAGM		2	43516-HA2-000	RUBBER, OIL CUP MOUNTING.....	1 1		
.LEVER ASSY., R. HANDLE (INC. RELATIVE PART)		3	43517-KS6-701	CIRCLIP, RR. MASTER CYLINDER..	1 1		
.LEVER SET, R. HANDLE		4	45124-MR8-781	HOSE, L. FR. BRAKE.....	1 1		
HOSE, FR. BRAKE.....	0.4	5	45125-MR8-781	HOSE, R. FR. BRAKE.....	1 1		
(ADD 0.1 FOR EACH.)							
.CYLINDER ASSY., FR. BRAKE MASTER		6	45156-KV3-700	CLAMPER B, FR. BRAKE HOSE.....	1 1		
.CYLINDER SET, MASTER CUP COMP., OIL.....	0.2	7	45500-MR8-006	CYLINDER ASSY., FR. BRAKE MASTER	1 1		
.HOSE, MASTER CYLINDER OIL		8	45503-KV3-006	CONNECTOR, MASTER CYLINDER (NISSIN)	1 1		
		9	45504-410-003	BOOT COMP.....	1 1		
		10	45505-KV3-006	COVER, DUST (NISSIN).....	1 1		
		11	45511-KV3-016	CUP COMP., OIL (NISSIN).....	1 1		
		12	45512-KV3-701	HOSE, MASTER CYLINDER OIL (NISSIN)	1 1		
		13	45513-KV3-006	CAP, OIL CUP (NISSIN).....	1 1		
		14	45514-KV3-006	CLAMP, MASTER CYLINDER OIL HOSE (NISSIN)	2 2		
		15	45517-166-006	HOLDER, MASTER CYLINDER.....	1 1		
		16	45518-KV3-006	PLATE, DIAPHRAGM (NISSIN).....	1 1		
		17	45520-KV3-006	DIAPHRAGM (NISSIN).....	1 1		
		18	45530-KV3-305	CYLINDER SET, MASTER.....	1 1		
		19	45550-MR8-006	STAY, FR. MASTER CYLINDER.....	1 1		
		20	50324-425-010	COLLAR, 6.3X13.....	1 1		
		21	53170-KV0-006	LEVER ASSY., R. HANDLE.....	1 1		

1991.05.01

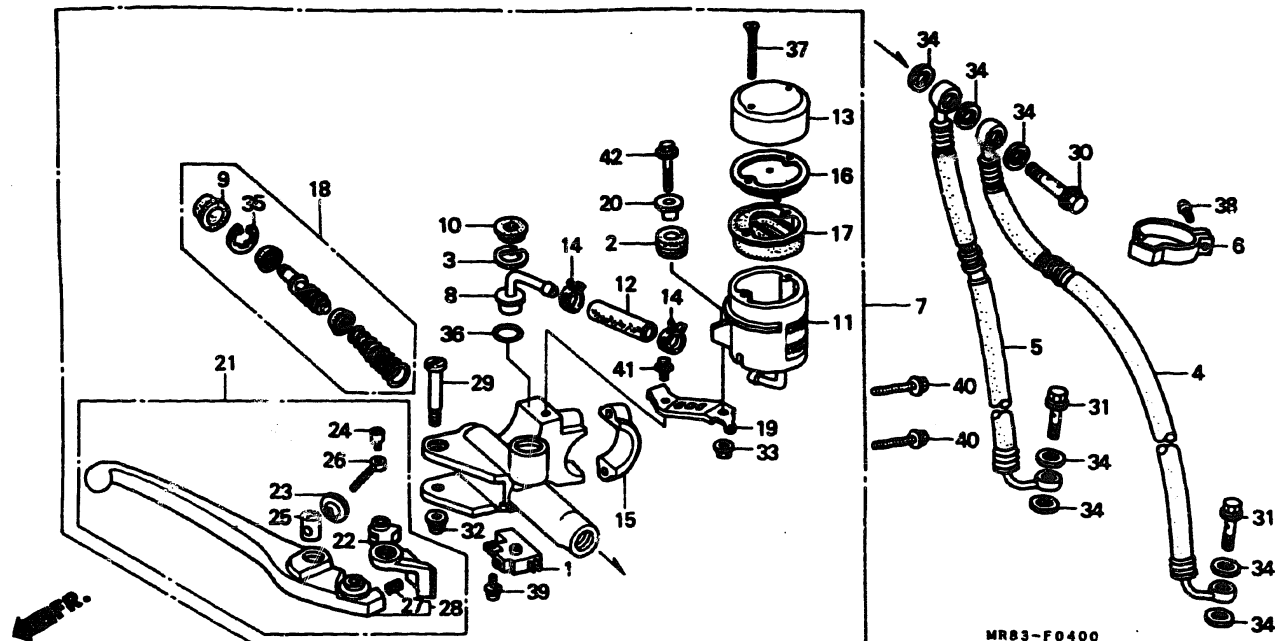
E

66

G 7

F-4

Front brake master
Cylinder



Service item	F.R.T.	Ref. No.	Part No.	Description	Reqd. No. VFR00R 1L 3H	Serial No.	Area code
		22	53171-MJ4-701	KNOCKER, MASTER CYLINDER.....	1 1		
		23	53172-KV0-006	ADJUSTER, R. HANDLE LEVER.....	1 1		
		24	53177-KV0-006	BOLT, LEVER SOCKET, 5X5.....	1 1		
		25	53179-KV0-006	JOINT, LEVER.....	1 1		
		26	53180-KV0-006	BOLT, ADJUSTING.....	1 1		
		27	53181-KV0-006	SPRING, HANDLE LEVER.....	1 1		
		28	53185-KV0-006	LEVER SET, R. HANDLE.....	1 1		
		29	90114-MA5-671	BOLT, R. STEERING HANDLE LEVER PIVOT	1 1		
		30	90145-MR8-004	BOLT, OIL, 10X34.....	1 1		
		31	90145-MS9-611	BOLT, OIL, 10X22.....	2 2		
		32	90201-415-000	NUT, CAP, 6MM.....	1 1		
		33	90301-473-003	NUT, U, 6MM.....	1 1		
		34	90545-300-000	WASHER, OIL BOLT.....	7 7		
		35	90651-MA5-671	CIRCLIP.....	1 1		
		36	91212-422-006	O-RING, 14.8X2.4.....	1 1		
		37	93600-04050-1G	SCREW, FLAT, 4X50.....	2 2		
		38	93891-05020-17	SCREW-WASHER, 5X20.....	1 1		
		39	93893-04012-18	SCREW-WASHER, 4X12.....	1 1		
		40	96001-06022-07	BOLT, FLANGE, 6X22.....	2 2		
		41	96300-06012-07	BOLT, FLANGE, 6X12.....	1 1		
		42	96300-06025-07	BOLT, FLANGE, 6X25.....	1 1		

1991.05.01

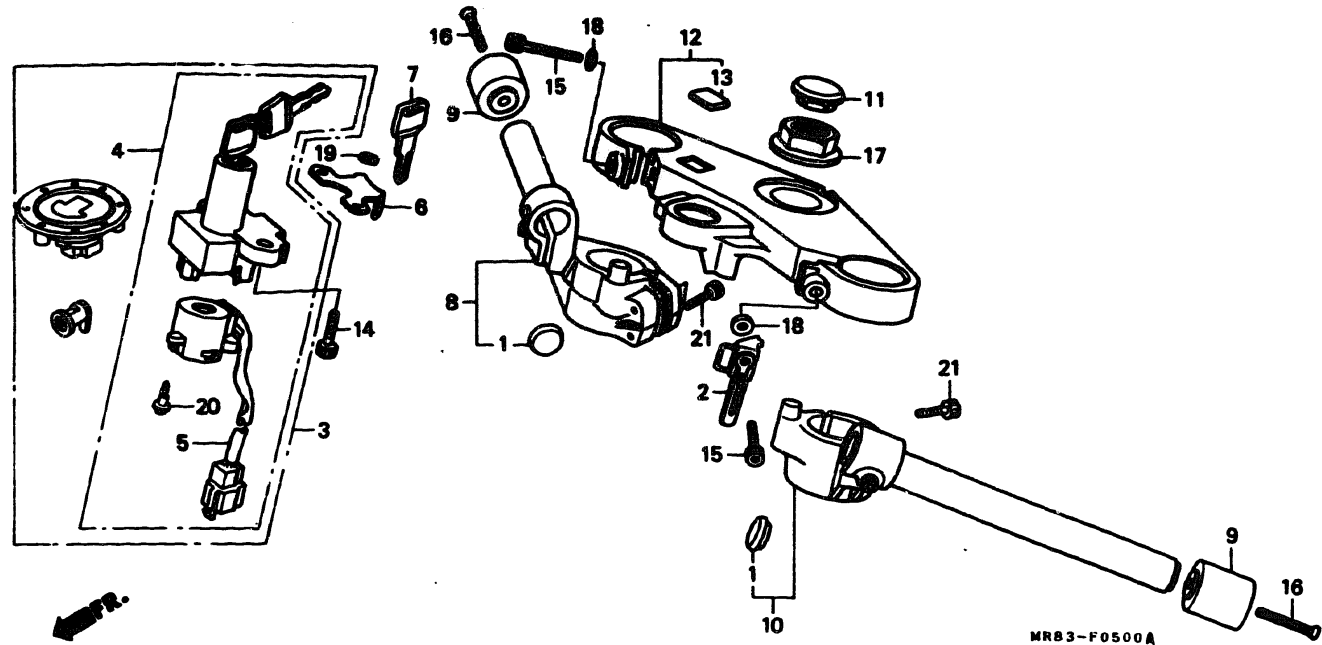
E

G7

G 8

F-5

Handle pipe·Top bridge

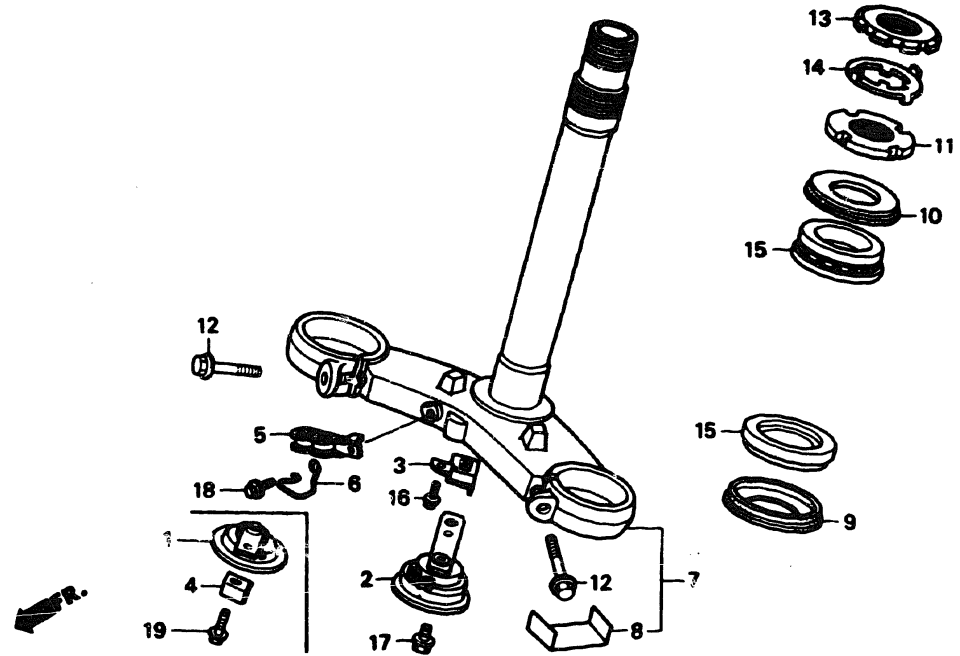


Service item	F.R.T.	Ref. No.	Part No.	Description	Reqd. No.		Serial No.	Area code
					VFR110R	IL JM		
KEY SET.....	0.7	1	19902-865-780	GROMMET, SIDE COVER (A).....	2	2		
SWITCH ASSY., COMBINATION & LOCK.	0.5	2	22880-MR8-000	CLAMPER, CLUTCH CABLE.....	1	1		
.BASE COMP., CONTACT		3	35010-MR8-000	KEY SET.....	1	-		
PIPE COMP., R. STEERING HANDLE.	0.3		35010-MR8-020	KEY SET.....	-	1		
.PIPE COMP., L. STEERING HANDLE		4	35100-MR8-0Q7	SWITCH ASSY., COMBINATION & LOCK	1	-		
BRIDGE COMP., FORK TOP.....	0.4		35100-MR8-027	SWITCH ASSY., COMBINATION & LOCK	-	1		
		5	35101-MR8-007	BASE COMP., CONTACT.....	1	1		
		7	35121-KW3-771	KEY, BLANK (TYPE 1).....	(1)	(1)		
			35122-KW3-771	KEY, BLANK (TYPE 2).....	(1)	(1)		
		8	53100-MR8-000	PIPE COMP., R. STEERING HANDLE	1	1		
		9	53104-MR8-000	WEIGHT, HANDLE.....	2	2		
		10	53150-MR8-000	PIPE COMP., L. STEERING HANDLE	1	1		
		11	53232-MR7-000	CAP, STEERING NUT.....	1	1		
		12	53300-MR8-000ZA	BRIDGE COMP., FORK TOP *NH249*.....MAT WORKS GRAY	1	1		
		13	86150-MR8-300	EMBLEM, WING MARK.....	1	1		
		14	90100-KV3-700	BOLT, SOCKET, 8MM.....	2	-		
			90100-MR8-910	BOLT, SOCKET, 8MM.....	-	2		
		15	90151-MB2-000	BOLT, SOCKET, 7X48.....	2	2		
		16	90191-KV0-000	SCREW, OVAL, 6X45.....	2	2		
		17	90305-MR8-000	NUT, STEERING STEM FLANGE.....	1	1		
		18	90511-MB2-000	WASHER, PLAIN, 7MM.....	2	2		
		20	91059-KY2-711	SCREW, TAPPING, 3X16.....	3	3		
		21	96600-06028-07	BOLT, SOCKET, 6X28.....	4	4		
			1991.05.01	E	68			

G 9

F-6

Steering stem



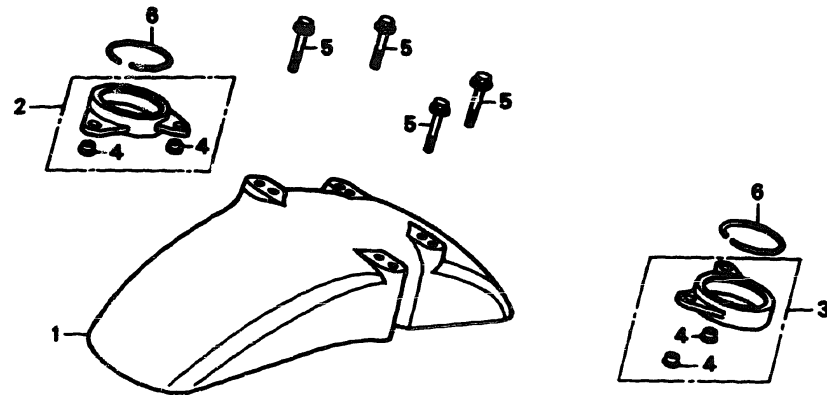
MR83-F06008

Service item	F.R.T.	Ref. No.	Part No.	Description	Reqd. No.		Serial No.	Area code
					VFR100R	3L 3M		
HORN COMP.....	0.1	2	38110-MR8-600	HORN COMP.....	1	-		
STEM COMP., STEERING.....	1.5		38110-MR8-601	HORN COMP. (HIGH).....	-	1		
THREAD, STEERING HEAD TOP.....	0.4	3	38120-MR8-600	STAY, HORN.....	1	1		
BEARING, HEAD PIPE..... (ONE OR ALL)	1.4	5	45155-MR8-000	CLAMPER, FR. BRAKE HOSE.....	1	1		
		6	45156-MR8-000	CLAMPER B, FR. BRAKE HOSE.....	1	1		
		7	53200-MR8-000	STEM COMP., STEERING.....	1	1		
		8	53203-MR8-300	TAPE.....	1	1		
		9	53214-MR7-003	DUST SEAL, STEERING HEAD (ARAI)	1	1		
		10	53214-MR8-003	DUST SEAL, STEERING HEAD (ARAI)	1	1		
		11	53221-MR8-000	THREAD, STEERING HEAD TOP.....	1	1		
		12	90105-MR8-000	BOLT, FLANGE, 10X32.....	2	2		
		13	90302-MR7-000	THREAD B, STEERING HEAD TOP...	1	1		
		14	90506-MR7-000	WASHER, STEERING STEM.....	1	1		
		15	91016-MR7-003	BEARING, HEAD PIPE.....	2	2		
		16	95701-06008-07	BOLT, FLANGE, 6X8.....	1	1		
		17	95701-06012-07	BOLT, FLANGE, 6X12.....	1	1		
		18	95701-06016-07	BOLT, FLANGE, 6X16.....	1	1		

G 10

F-7

Front fender



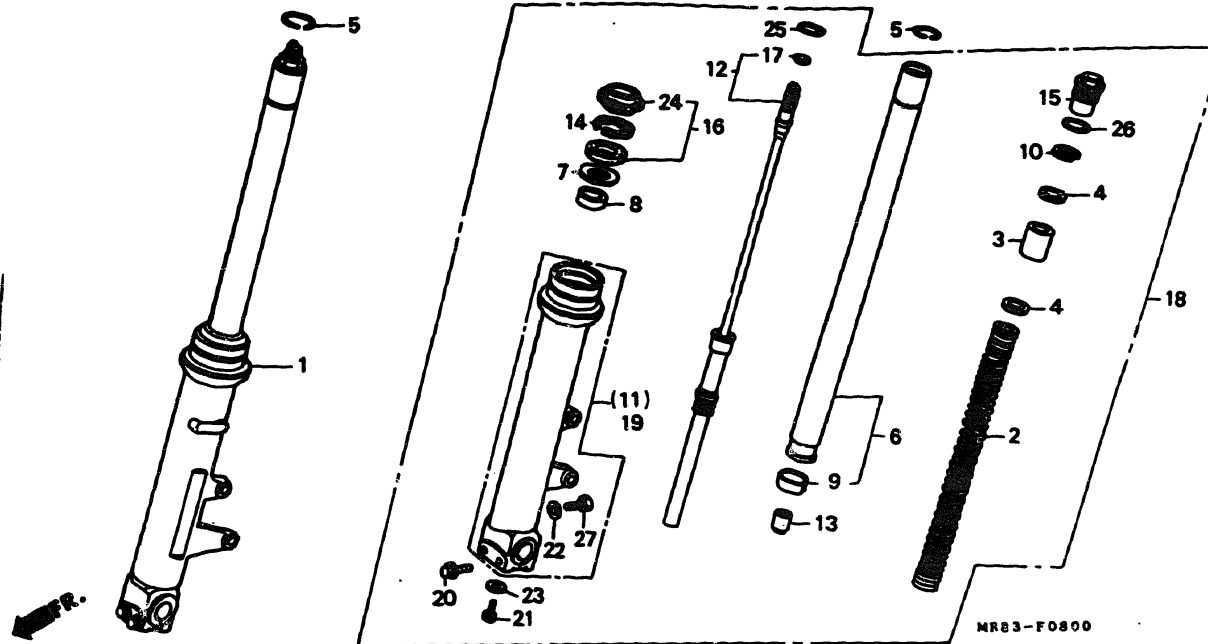
MR83-F0700

Service item	F.R.T.	Ref. No.	Part No.	Description	Reqd. No.		Serial No.	Area code
					YFR100R	3L 3M		
FENDER COMP., FR.....	0.1	1	61100-MR8-000ZB	FENDER COMP., FR. *NH196*.....ROSS WHITE	1	1		
		2	61102-KY2-710	STAY, R. FR. FENDER MOUNTING..	1	1		
		3	61103-KY2-710	STAY, L. FR. FENDER MOUNTING..	1	1		
		4	64630-KK4-000	COLLAR.....	4	4		
		5	90134-MR7-000	BOLT, FLANGE, 6X18.....	4	4		
		6	90605-MR7-000	RING, SNAP.....	2	2		

G 11

F-8

Front fork



Service item	F.R.T.	Ref. No.	Part No.	Description	Reqd. No.	Serial No.	Area code
FORK ASSY., FR.....	0.7	1	51400-MR8-601ZA	FORK ASSY., R. FR. (SHOWA) *NH236*.SPARKLE FROST SILVER	VFR400R 3L 3M		
(ADD 0.2 FOR EACH.)				METALLIC	1	-	
SPRING, FR. FORK.....	0.4	2	51400-MR8-601ZB	*YR147M*...MAX BROWN METALLIC	-	1	
PIPE COMP., FR. FORK.....	1.2	2	51401-MR8-781	SPRING, FR. FORK (SHOWA).....	2	2	
(ADD 0.7 FOR EACH.)		3	51402-MS2-003	COLLAR, SPRING (SHOWA).....	2	2	
CASE COMP., BOTTOM		4	51403-KFO-003	SEAT, SPRING.....	4	4	
(ADD 0.7 FOR EACH.)		5	51405-MB4-003	RING, STOPPER.....	2	2	
DAMPER COMP., FR.....	1.0	6	51410-MR8-781	PIPE COMP., FR. FORK (SHOWA)..	2	2	
(ADD 0.5 FOR EACH.)		7	51412-MB4-003	RING, BACK UP.....	2	2	
SEAL SET, FR. FORK.....	1.1	8	51414-MN5-003	BUSH, GUIDE (SHOWA).....	2	2	
(ADD 0.6 FOR EACH.)		9	51415-MB8-003	BUSH, SLIDER (SHOWA).....	2	2	
		10	51415-MS2-003	SEAT, SPRING (SHOWA).....	2	2	
		11	51421-MR8-003ZA	CASE COMP., R. BOTTOM *NH236*.SPARKLE FROST SILVER			
				METALLIC	1	-	
			51421-MR8-003ZB	*YR147M*...MAX BROWN METALLIC	-	1	
		12	51430-MR8-781	DAMPER COMP., FR. (SHOWA).....	2	2	
		13	51432-MS2-003	PIECE, OIL LOCK (SHOWA).....	2	2	
		14	51447-KA4-711	RING, OIL SEAL STOPPER.....	2	2	
		15	51454-KV3-781	BOLT, FR. FORK.....	2	2	
		16	51490-MN8-305	SEAL SET, FR. FORK (SHOWA)....	2	2	
		17	51496-MR7-003	LABEL B.....	2	2	
		18	51500-MR8-601ZA	FORK ASSY., L. FR. (SHOWA) *NH236*.SPARKLE FROST SILVER			
				METALLIC	1	-	

1991.05.01

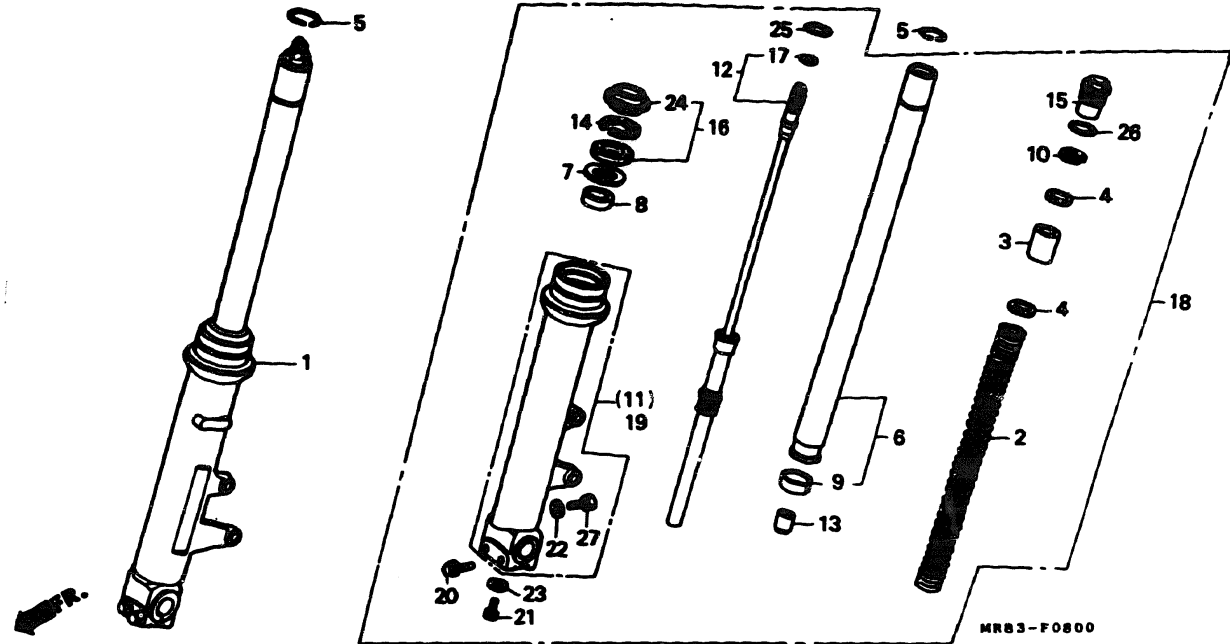
E

611

G 12

F - 8

Front fork

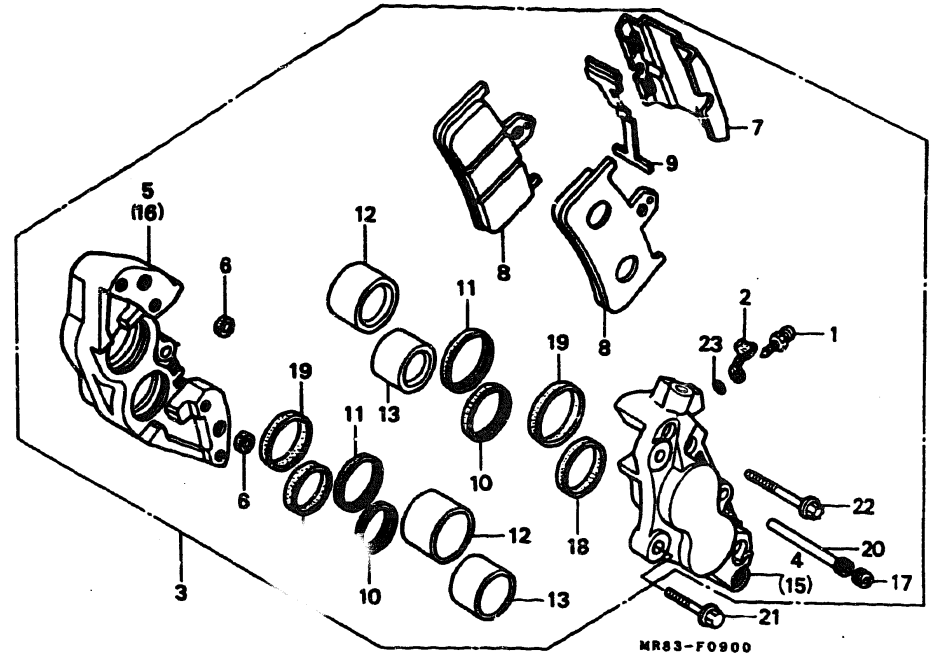
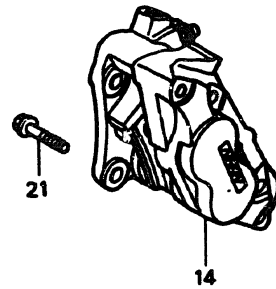


Service item	F.R.T.	Ref. No.	Part No.	Description	Reqd. No.	Serial No.	Area code
					VFR100R 2L 3H		
		18)	51500-MR8-6012B	FORK ASSY., L. FR. (SHOWA) *YR147**...MAX BROWN METALLIC	- 1		
		19	51521-MR8-0032A	CASE COMP., L. BOTTOM *NH236**...SPARKLE FROST SILVER METALLIC	1 -		
			51521-MR8-0032B	*YR147**...MAX BROWN METALLIC	- 1		
		20	90109-MR7-000	BOLT, FLANGE, 8X45.....	4 4		
		21	90116-383-721	BOLT, SOCKET, 8MM (SHOWA).....	2 2		
		22	90543-273-000	PACKING, FR. FORK DRAIN COCK..	2 2		
		23	90544-283-000	WASHER, SPECIAL, 8MM.....	2 2		
		24	91254-MR8-003	SEAL, DUST.....	2 2		
		25	91311-MR7-003	O-RING, 13.8X2.4.....	2 2		
		26	91356-KF0-003	O-RING (SHOWA).....	2 2		
		27	92000-06008-0A	BOLT, HEX., 6X8.....	2 -		
		*	92101-06008-0A	BOLT, HEX., 6X8.....	- 2		

G 13

F - 9

Front brake caliper



Service item	F.R.T.	Ref. No.	Part No.	Description	Reqd. No.		Serial No.	Area code
					VFR100R	3L 3H		
CALIPER ASSY., FR.....	0.4	1	43352-MG9-006	SCREW, BLEEDER.....	2	2		
(ADD 0.2 FOR EACH.)		2	43353-MG9-006	CAP, BLEEDER.....	2	2		
BODY A, FR. CALIPER.....	0.6	3	45100-MR8-016	CALIPER ASSY., L. FR.....	1	-		
(ADD 0.4 FOR EACH.)			45100-KV3-772	CALIPER ASSY., L. FR. (NISSIN)	-	1		
BODY B, FR. CALIPER		4	45101-MR8-006	BODY A, L. FR. CALIPER.....	1	-		
(ADD 0.4 FOR EACH.)			45101-KV3-771	BODY A, L. FR. CALIPER				
PAD COMP.....	0.2			(NISSIN)	-	1		
PISTON.....	0.5	5	45102-MR8-006	BODY B, L. FR. CALIPER.....	1	-		
(ADD 0.1 FOR EACH.)			45102-KV3-701	BODY B, L. FR. CALIPER				
(INC. RELATIVE PART)				(NISSIN)	-	1		
		6	45103-MR7-006	SEAL, JOINT (NISSIN).....	4	4		
		7	45104-KV3-701	COVER.....	2	2		
		8	45105-KV3-701	PAD COMP. (JBCE FF) (NISSIN)..	4	4		
		9	45106-MR7-006	SPRING, PAD.....	2	2		
		10	45109-GE2-006	DUST SEAL.....	4	4		
		11	45109-166-006	DUST SEAL.....	4	4		
		12	45117-MR7-006	PISTON A (NISSIN).....	4	4		
		13	45118-KV3-701	PISTON (NISSIN).....	4	4		
		14	45200-MR8-016	CALIPER ASSY., R. FR.....	1	-		
			45200-KV3-772	CALIPER ASSY., R. FR. (NISSIN)	-	1		
		15	45201-MR8-006	BODY A, R. FR. CALIPER.....	1	-		
			45201-KV3-771	BODY A, R. FR. CALIPER				
				(NISSIN)	-	1		
		16	45202-MR8-006	BODY B, R. FR. CALIPER.....	1	-		
			45202-KV3-701	BODY B, R. FR. CALIPER				
				(NISSIN)	-	1		

1991.05.01

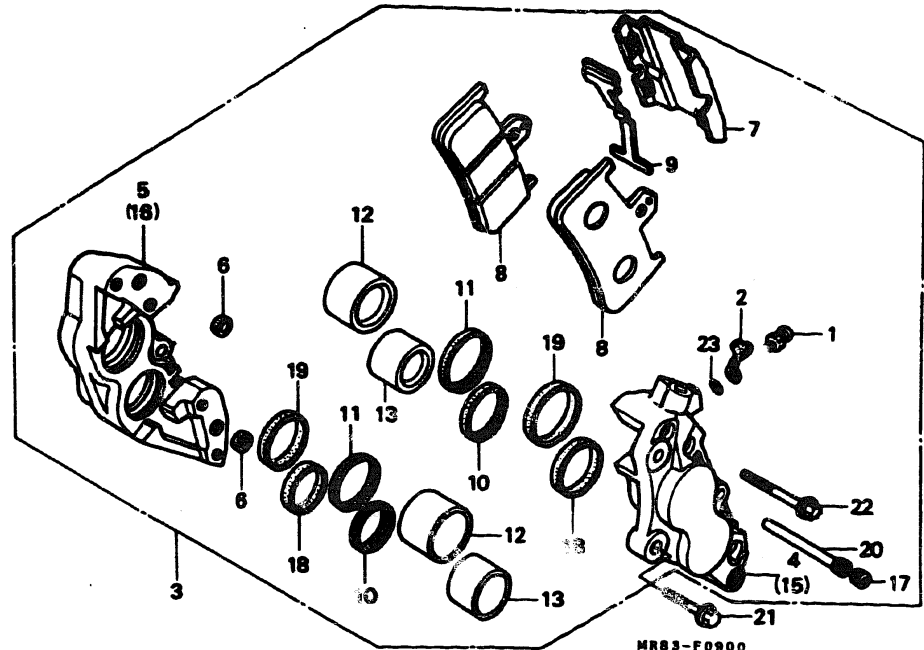
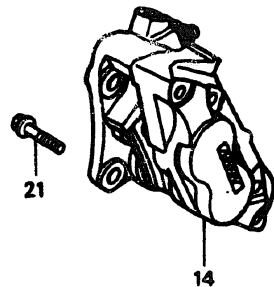
E

G13

G 14

F-9

Front brake caliper



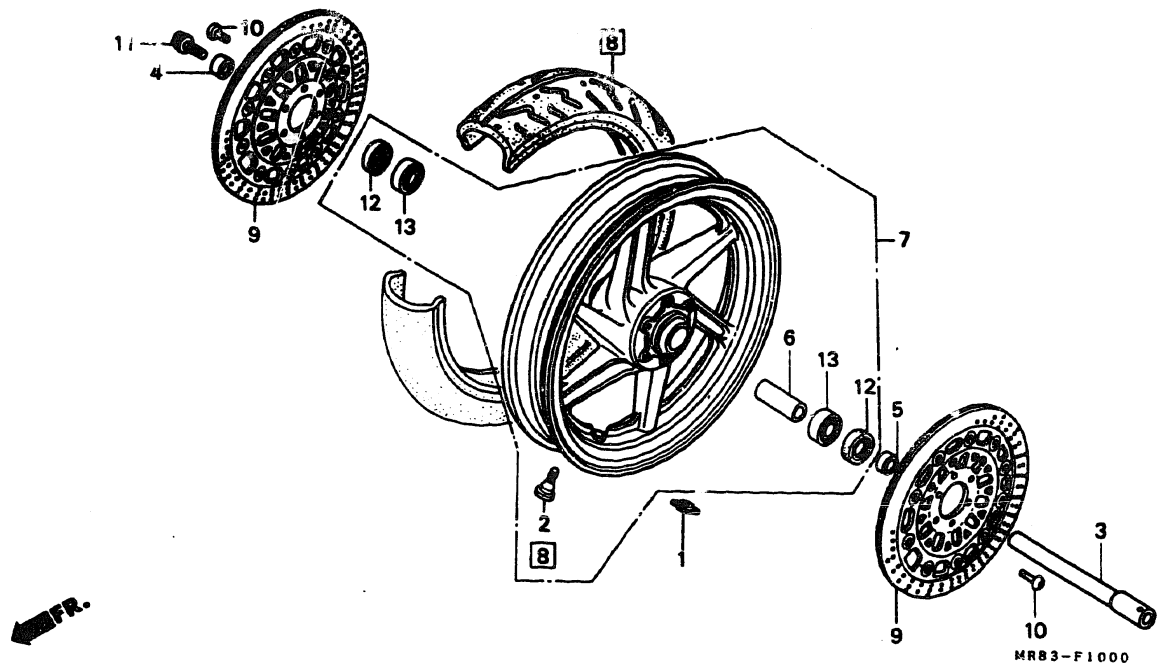
MR83-F0900

Service item	F.R.T.	Ref. No.	Part No.	Description	Reqd. No.		Serial No.	Area code
					VFR111R	3L 3M		
		17	45203-MG3-016	PLUG, PIN.....	2	2		
		18	45209-GE2-006	SEAL, PISTON.....	4	4		
		19	45209-166-006	SEAL, PISTON.....	4	4		
		20	45215-GE2-016	PIN, HANGER.....	2	2		
		21	90106-MR7-000	BOLT, FLANGE, 8X25.....	4	4		
		22	90107-KV3-701	BOLT, TORX.....	8	8		
		23	91355-MG9-006	O-RING (NISSIN).....	2	2		

G 15

F-10

Front wheel

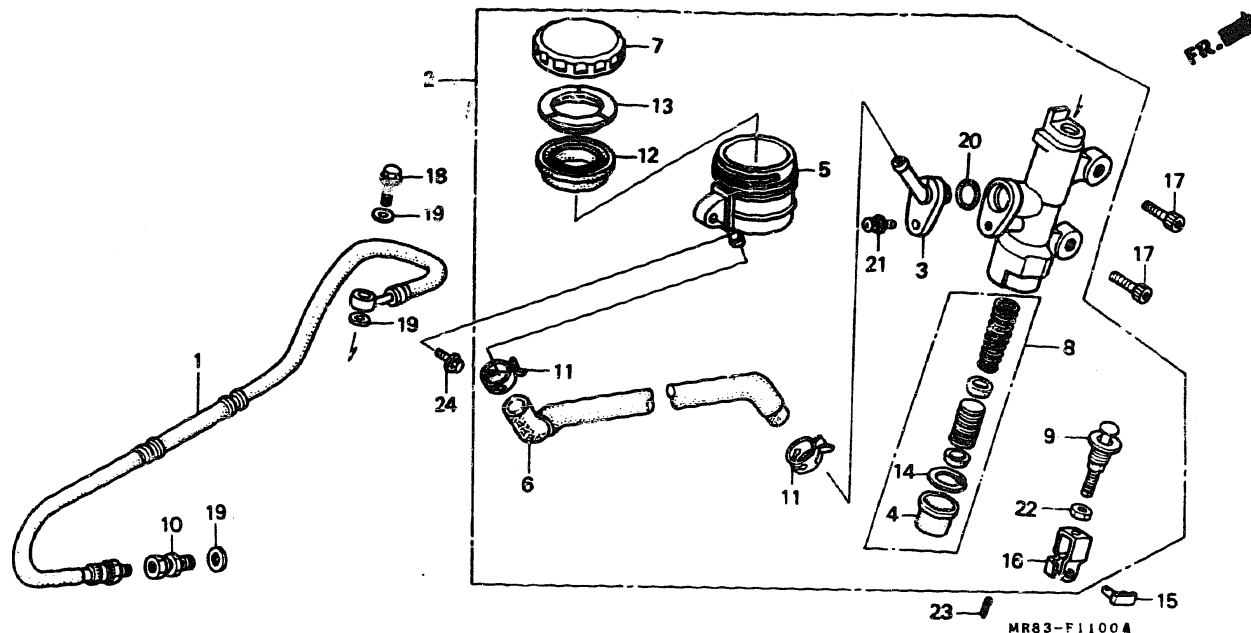


Service item	F.R.T.	Ref. No.	Part No.	Description	Reqd. No.		Serial No.	Area code
					VFR400R	3L 3M		
WEIGHT, BALANCE.....	0.9	1	42704-MB0-000	WEIGHT, BALANCE (10G).....	N	N		
AXLE, FR. WHEEL.....	0.5		42705-MB0-000	WEIGHT, BALANCE (20G).....	N	N		
.DISK COMP., FR. BRAKE (ADD 0.1 FOR EACH.)			42706-MB0-000	WEIGHT, BALANCE (30G).....	N	N		
		2	42753-ML7-004	VALVE, RIM (DUNLOP).....	1	1		
COLLAR, FR. AXLE DISTANCE.....	0.6		42753-ML7-003	VALVE, RIM (BS).....	-	1		
		3	44301-KV3-700	AXLE, FR. WHEEL.....	1	1		
.BEARING, RADIAL BALL, 6004UU (ADD 0.1 FOR EACH.)		4	44311-KV3-700	COLLAR, R. FR. WHEEL SIDE.....	1	-		
			44311-MR1-000	COLLAR, FR. WHEEL SIDE.....	-	1		
WHEEL SET, FR.....	1.4	5	44312-KV3-700	COLLAR, L. FR. WHEEL SIDE.....	1	1		
TIRE ASSY., FR.....	1.2	6	44620-MR7-000	COLLAR, FR. AXLE DISTANCE.....	1	-		
			44620-MV4-000	COLLAR, FR. AXLE DISTANCE.....	-	1		
		7	44650-MR8-30SZA	WHEEL SET, FR. *NH196*.....ROSS WHITE	1	1		
		8	44710-MR8-601	TIRE ASSY., FR. (DUNLOP) (120/60VR17 K510A)	1	1		
		9	45120-KY2-003	DISK COMP., FR. BRAKE.....	2	-		
			45120-MR8-781	DISK COMP., FR. BRAKE.....	-	2		
		10	90105-KN5-000	BOLT, DISK, 6X17.....	12	12		
		11	90305-KT8-000	BOLT, FR. AXLE.....	1	1		
		12	91257-KA3-711	DUST SEAL, 28X42X8 (NOK).....	2	2		
			91257-KA3-712	DUST SEAL, 28X42X8 (ARAI).....	2	2		
		13	96150-60040-10	BEARING, RADIAL BALL, 6004UU..	2	-		
			91054-MN8-741	BEARING, RADIAL BALL, 6004.....	-	2		

G 16

F-11

Rear brake master cylinder



Service item	F.R.T.	Ref. No.	Part No.	Description	Reqd. No.		Serial No.	Area code
					VFR100R	3L 3M		
HOSE, RR. BRAKE.....	0.6	1	43310-MR8-781	HOSE, RR. BRAKE.....	1	1		
.CYLINDER ASSY., RR. MASTER		2	43500-MR8-601	CYLINDER ASSY., RR. MASTER....	1	1		
CUP COMP., OIL.....	0.3	3	43503-MR8-006	CONNECTOR, MASTER CYLINDER....	1	1		
HOSE, MASTER CYLINDER.....	0.4	4	43504-MB2-006	BOOT COMP.....	1	1		
PISTON SET, MASTER CYLINDER....	0.5	5	43511-MR7-006	CUP COMP., OIL (NISSIN).....	1	1		
DIAPHRAGM.....	0.2							
		6	43512-MR8-006	HOSE, MASTER CYLINDER.....	1	1		
		7	43513-MB4-672	CAP COMP., OIL CUP.....	1	1		
		8	43520-MB2-305	PISTON SET, MASTER CYLINDER....	1	1		
		9	43530-KV3-701	ROD COMP., PUSH.....	1	1		
		10	45127-KZ4-003	JOINT, BRAKE HOSE.....	1	1		
		11	45514-KV3-006	CLAMP, MASTER CYLINDER OIL HOSE (NISSIN)	2	2		
		12	45520-300-000	DIAPHRAGM.....	1	1		
		13	45521-MJ6-006	PLATE, DIAPHRAGM.....	1	1		
		14	46182-500-013	CIRCLIP.....	1	1		
		15	46503-KW3-000	PIN COMP., BRAKE ROD.....	1	1		
		16	46504-KV6-701	JOINT, BRAKE ROD.....	1	1		
		17	90118-ML7-000	BOLT, SOCKET, 6X20.....	2	2		
		18	90145-MS9-611	BOLT, OIL, 10X22.....	1	1		
		19	90545-300-000	WASHER, OIL BOLT.....	3	3		
		20	91212-422-006	O-RING, 14.8X2.4.....	1	1		
		21	93893-04012-18	SCREW-WASHER, 4X12.....	1	1		
		22	97002-08000-0S	NUT, HEX., 8MM.....	1	1		
		23	94201-20150	PIN, SPLIT, 2.0X15.....	1	1		
		24	96500-06014-00	BOLT, FLANGE, 6X14.....	1	1		

1991.05.01

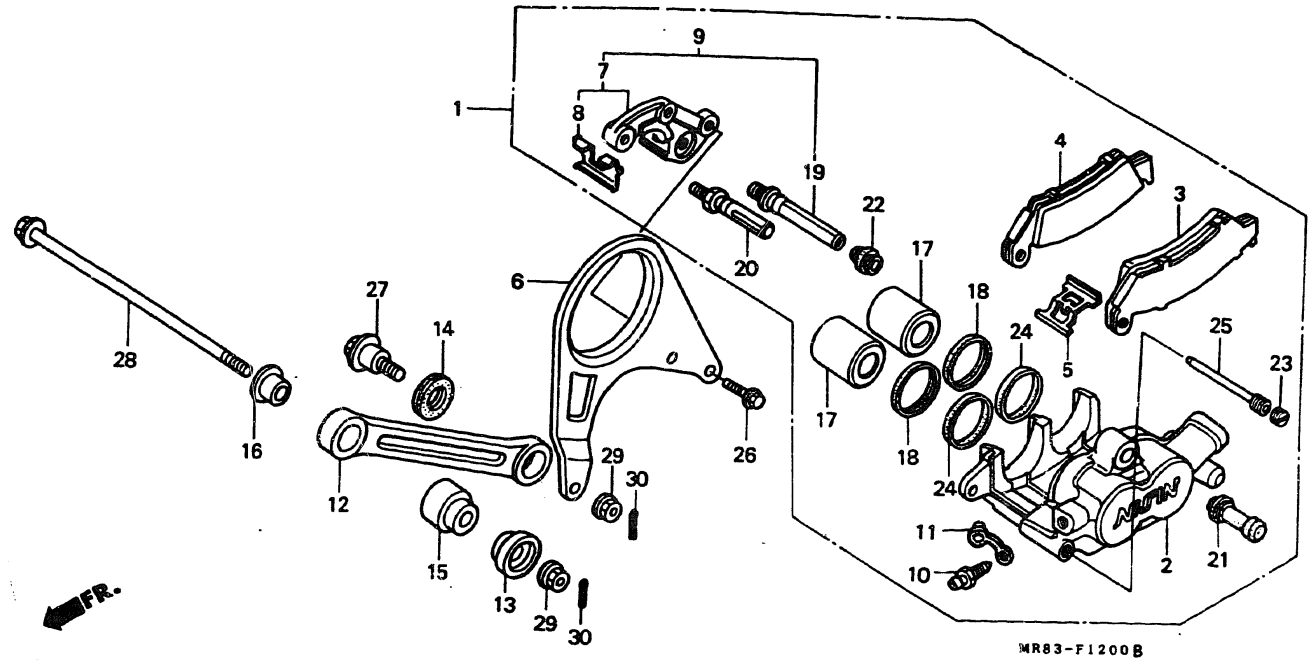
E

G16

H 1

F-12

Rear brake caliper



Service item	F.R.T.	Ref. No.	Part No.	Description	Reqd. No.		Serial No.	Area code
					VFR100R	3L 3M		
CALIPER ASSY., RR.....	0.5	1	43100-MR8-017	CALIPER ASSY., RR. (NISSIN)...	1	1		
BODY, RR. CALIPER.....	0.7	2	43101-MR7-006	BODY, RR. CALIPER (NISSIN)....	1	1		
PAD COMP. A.....	0.2	3	43105-MR7-017	PAD COMP. A (NISSIN).....	1	1		
LINK, TORQUE		4	43106-MR7-017	PAD COMP. B (NISSIN).....	1	1		
BRACKET, RR. BRAKE.....	0.6	5	43108-KS6-701	SPRING, PAD.....	1	1		
PISTON (ADD 0.1 FOR EACH.) (INC. RELATIVE PART)		6	43111-MR8-000	BRACKET, RR. BRAKE.....	1	1		
STAY COMP., RR. BRAKE.....	0.3	7	43115-MR8-016	STAY COMP., RR. BRAKE.....	1	1		
		8	43116-MR7-006	RETAINER (NISSIN).....	1	1		
		9	43119-MR8-305	STAY SET, RR.....	1	1		
		10	43352-568-003	SCREW, BLEEDER.....	1	1		
		11	43353-461-771	CAP, BLEEDER.....	1	1		
		12	43431-MR8-000	LINK, TORQUE.....	1	1		
		13	43433-MR8-000	COLLAR, TORQUE LINK.....	1	1		
		14	43434-MA3-640	WASHER, TORQUE LINK.....	1	1		
		15	43434-MR8-000	COLLAR, TORQUE LINK.....	1	1		
		16	43435-MLO-730	COLLAR, TORQUE LINK.....	1	1		
		17	45107-MN5-006	PISTON (NISSIN).....	2	2		
		18	45109-GE2-006	DUST SEAL.....	2	2		
		19	45131-HA5-672	BOLT, PIN (A).....	1	1		
		20	45131-166-016	BOLT, PIN.....	1	1		
		21	45132-166-016	BUSH, PIN.....	1	1		
		22	45133-MA3-006	BOOT (B).....	1	1		
		23	45201-AG3-016	PLUG, PIN.....	1	1		
		24	45202-GE2-006	SEAL, PISTON.....	2	2		
		25	45215-KA3-732	PIN, HANGER.....	1	1		

1991.05.01

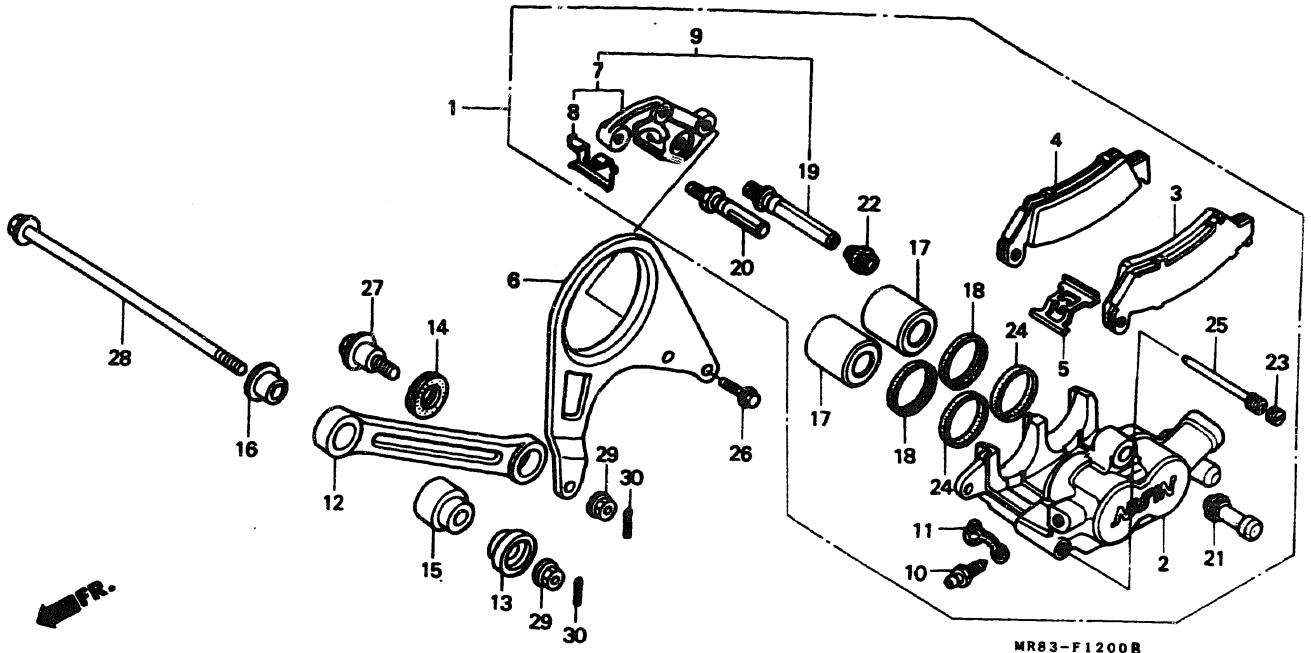
E

H1

H 2

F-12

Rear brake caliper



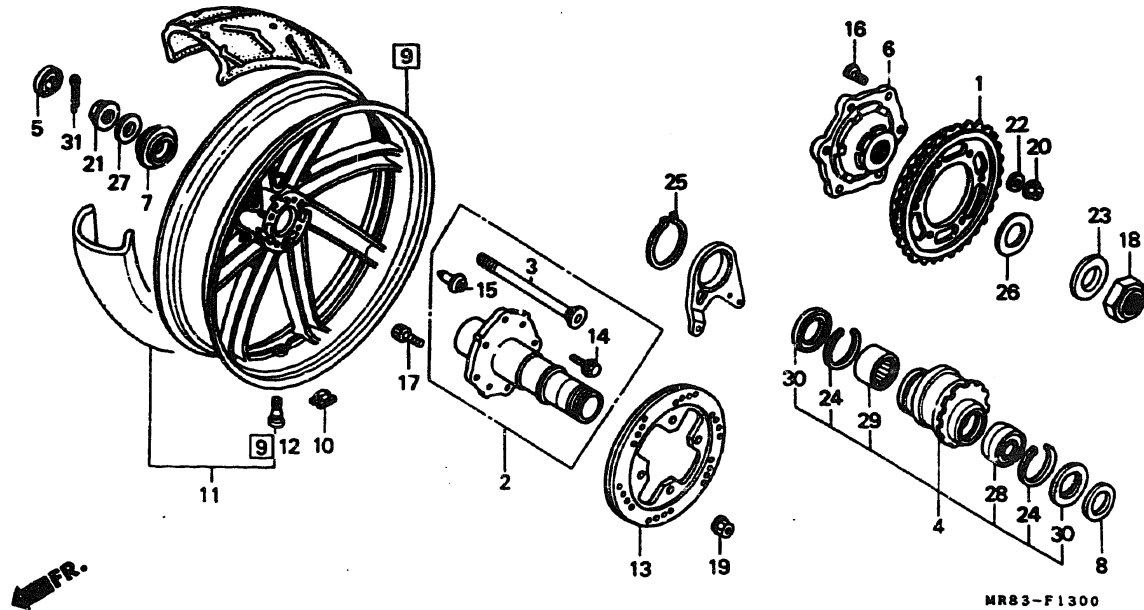
MR83-F1200B

Service item	F.R.T.	Ref. No.	Part No.	Description	Reqd. No.		Serial No.	Area code
					VFR100R	JL JH		
		26	90106-MR8-000	BOLT, FLANGE, 8X18.....	2	2		
		27	90124-ML7-000	BOLT, TORQUE LINK.....	1	1		
		28	90126-MR8-000	BOLT, FLANGE, 10X139.....	1	1		
		29	94050-10000	NUT, FLANGE, 10MM.....	2	2		
		30	94201-20180	PIN, SPLIT, 2.0X18.....	2	2		

H 3

F-13

Rear wheel



MR83-F1300

Service item	F.R.T.	Ref. No.	Part No.	Description	Reqd. No.		Serial No.	Area code
					VFR100R	IL JM		
SPROCKET, FINAL DRIVEN.....	0.3	1	41201-MR7-000	SPROCKET, FINAL DRIVEN (40T)..	1	1		
.BOLT, RR. AXLE		2	42300-MR8-000	AXLE COMP., RR.....	1	1		
AXLE COMP., RR.....	0.6	3	42302-MR8-000	BOLT, RR. AXLE.....	1	1		
.FLANGE, FINAL DRIVEN		4	42500-MR8-000	HOLDER COMP., BEARING.....	1	1		
HOLDER COMP., BEARING.....	0.7	5	42603-MR8-000	COVER, RR. WHEEL NUT.....	1	1		
.WEIGHT, BALANCE		6	42605-MR8-000	FLANGE, FINAL DRIVEN.....	1	1		
WHEEL SET, RR.....	1.0	7	42606-MR8-000	SPACER, CENTER LOCK.....	1	1		
.TIRE ASSY., RR.		8	42621-MR8-000	COLLAR, RR. AXLE DISTANCE.....	1	1		
DISK, RR. BRAKE.....	0.5	9	42650-MR8-305ZA	WHEEL SET, RR.				
BEARING, RADIAL BALL, 6908LU...	0.9			*NH196*.....ROSS WHITE	1	1		
.BEARING, RR. AXLE NEEDLE		10	42704-MB0-000	WEIGHT, BALANCE (10G).....	N	N		
			42705-MB0-000	WEIGHT, BALANCE (20G).....	N	N		
			42706-MB0-000	WEIGHT, BALANCE (30G).....	N	N		
		11	42710-MR8-601	TIRE ASSY., RR. (DUNLOP) (150/60VR18 K510)	1	1		
		12	42753-ML7-004	VALVE, RIM (DUNLOP).....	1	1		
			42753-ML7-003	VALVE, RIM (BS).....	-	1		
		13	43251-MR8-000	DISK, RR. BRAKE.....	1	1		
		14	90113-MR7-000	BOLT, DRIVE PIN.....	4	4		
		15	90114-MR7-000	PIN, DRIVE.....	4	4		
		16	90120-MR8-000	BOLT, SPROCKET.....	6	6		
		17	90152-MR8-000	BOLT, SOCKET, 5X18.....	4	4		
		18	90306-MR8-000	NUT, LOCK, 38MM.....	1	1		
		19	90309-KFO-003	NUT, FLANGE, 8MM.....	4	4		
		20	90309-MR8-003	NUT, FLANGE, 8MM.....	6	6		

1991.05.01

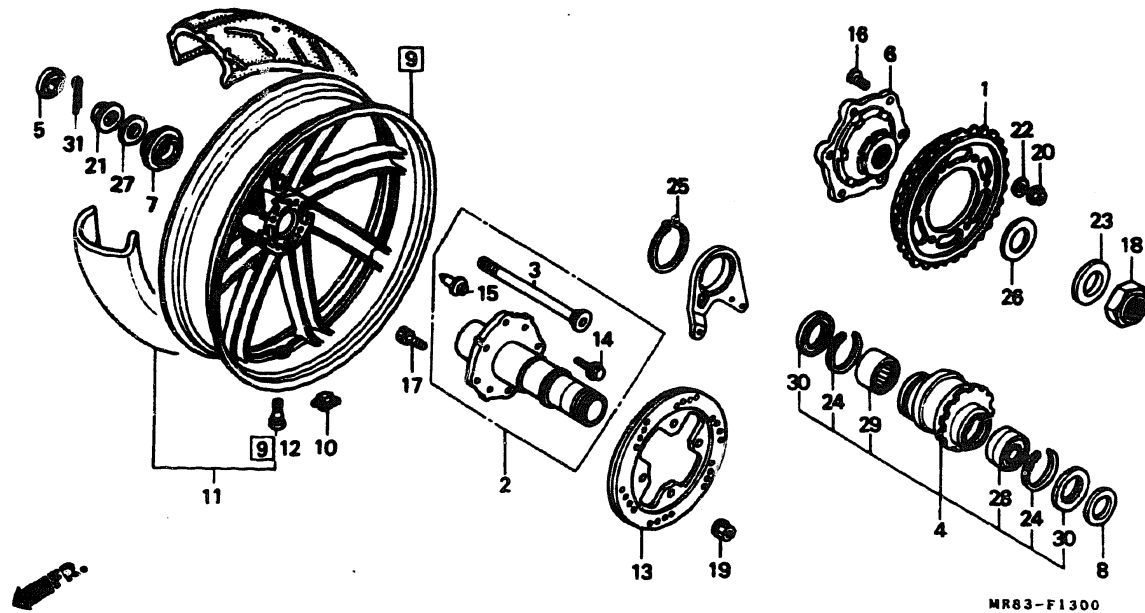
E

H3

H 4

F-13

Rear wheel

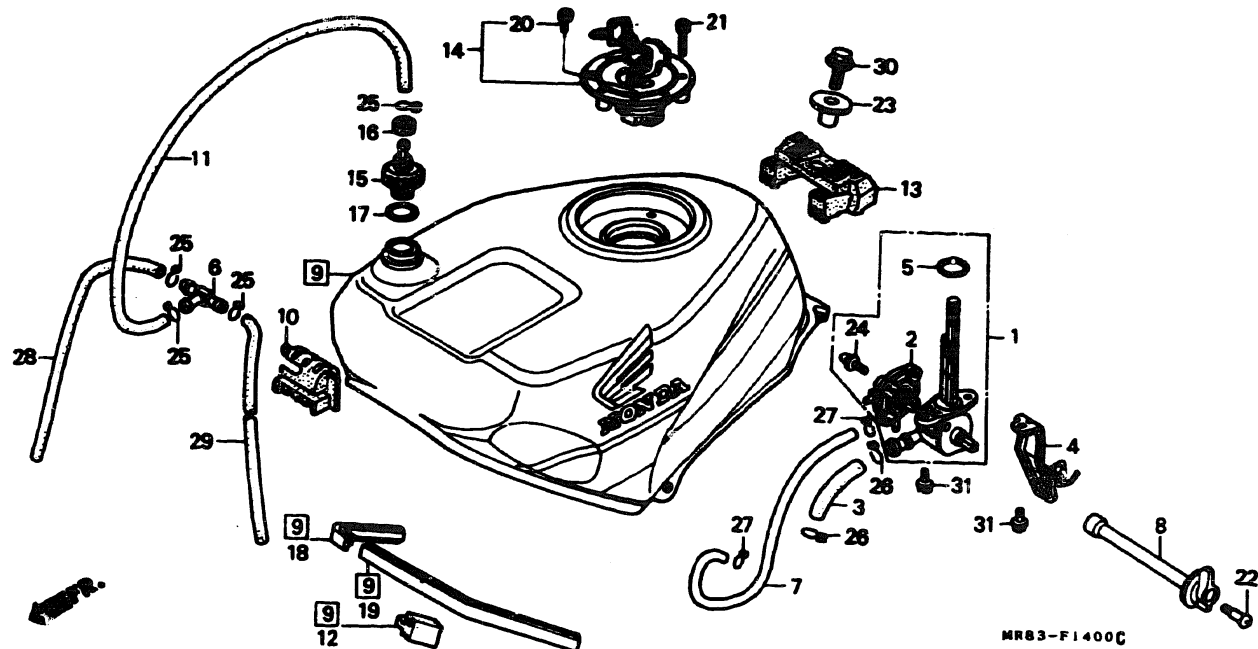


Service item	F.R.T.	Ref. No.	Part No.	Description	Reqd. No.		Serial No.	Area code
					VFR400R	JL JN		
		21	90316-MR8-000	NUT, RR. AXLE.....	1	1		
		22	90465-MC4-000	WASHER, 8MM.....	6	6		
		23	90501-MR7-003	WASHER, CONICAL SPRING, 38....	1	1		
		24	90651-MLO-731	CIRCLIP, INTERNAL, 62MM.....	2	2		
		25	90652-MLO-731	CIRCLIP, EXTERNAL, 75MM.....	1	1		
		26	90653-MR7-000	SHIM, DRIVEN FLANGE.....	1	1		
		27	90656-MR7-000	WASHER, RR. AXLE.....	1	1		
		28	91061-MLO-731	BEARING, RADIAL BALL, 6908LU..	1	1		
		29	91062-MR7-003	BEARING, RR. AXLE NEEDLE.....	1	1		
		30	91284-MR7-003	DUST SEAL, 50X62X5.....	2	2		
		31	94201-25400	PIN, SPLIT, 2.5.....	1	1		

H 6

F-14

Fuel tank

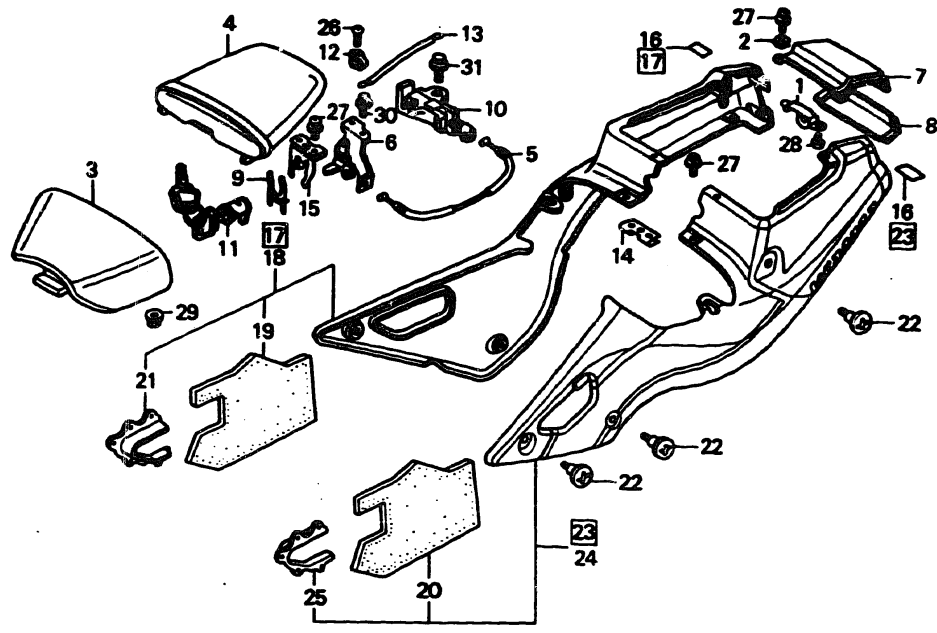


Service item	F.R.T.	Ref. No.	Part No.	Description	Reqd. No.		Serial No.	Area code
					VFR111R	3L 1H		
		21	90u74-KV3-700	BOLT, SOCKET, 4X21.....	3	-		
			90074-MT4-000	BOLT, SOCKET, 4X21.....	-	3		
		22	90116-KY6-000	SCREW, COCK LEVER SETTING.....	1	1		
		23	90551-MG7-000	COLLAR, 8.8X11.....	1	1		
		25	95002-02100	CLIP B10, TUBE.....	4	4		
		26	95002-02130	CLIP, TUBE (B12.5).....	2	2		
		27	95002-35000	CLIP C6.5, TUBE.....	2	2		
		28	95005-55430-20	TUBE, 5.3X430.....	1	1		
		29	95005-55700-20	TUBE, 5.3X700.....	1	1		
		30	95701-08028-00	BOLT, FLANGE, 8X28.....	1	1		
		31	96001-06012-00	BOLT, FLANGE, 6X12.....	3	3		



F-15

Seat Side cover



MR83-F1500B

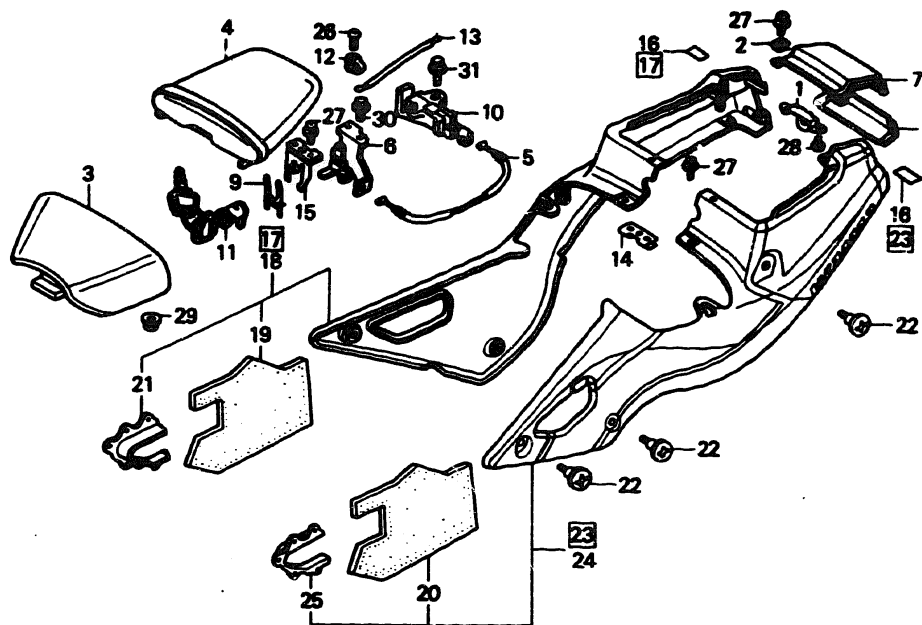
Service item	F.R.T.	Ref. No.	Part No.	Description	Reqd. No.		Serial No.	Area code
					VFR100R	IL JM		
SEAT COMP., MAIN.....	0.2	1	33706-MR8-010	STAY, TAILLIGHT (B).....	1	1		
.CABLE, SEAT LOCK		2	64527-KY2-700	NUT, CLIP, 4MM.....	2	2		
.BRACKET COMP., SEAT LOCK		3	77100-MR8-003ZA	SEAT COMP., MAIN				
.COWL SET A, RR.				*NH1L*.....BLACK	1	1		
.COWL, RR.		4	77150-MR8-003ZA	SEAT COMP., PILLION				
.HOOK, SEAT CATCH				*R112L*.....FACTORY RED	1	1		
.LOCK ASSY., SEAT		5	77156-MR8-780	CABLE, SEAT LOCK.....	1	1		
SEAT COMP., PILLION.....	0.1	6	77160-MR8-780	BRACKET COMP., SEAT LOCK.....	1	1		
COVER ASSY., SIDE.....	0.3	7	77205-MR8-600ZA	COWL SET A, RR. (WL)				
(ONE OR ALL)				*NH196/TYPE1*				
Color chart for side cover plate (VFR400R2L)								
MAIN BODY COLOR	PART COLOR	COLOR LABEL CODE		8	77210-MR8-600ZA			
Ross white	Fighting red	NH196K						
(VFR400R2R)								
MAIN BODY COLOR	PART COLOR	COLOR LABEL CODE		9	77211-ME4-000			
Ross white	Ross white	NH196H		10	77220-KY6-000			
				11	77225-MK4-000			
				12	77235-KV3-000			
				13	77236-MR8-000			
				14	83604-KV3-770ZC			
					83604-MR8-780ZA			
				15	83604-MR8-000ZA			
					83603-MR8-780ZA			
				16	83607-MR8-300			

1991.05.01 E H7

H 8

F-15

Seat-Side cover



MR63-F1500B

Service item	F.R.T.	Ref. No.	Part No.	Description	Reqd. No. VFR100R JL JM	Serial No.	Area code
Color chart for side cover assy. (VFR400R2L)		17	83611-MR8-000ZA	COVER ASSY., R. SIDE (WL) *NH196*.....ROSS WHITE	1 -		
		18	83611-MR8-780ZA	COVER ASSY., R. SIDE (WL) *NH196/R134/TYPE4*	- 1		
		19	83612-MR8-300	MAT, R. SIDE COVER (C).....	1 1		
		20	83613-MR8-300	MAT, L. SIDE COVER (C).....	1 1		
		21	83615-MR8-000	RUBBER, R. HEAT GUARD.....	1 1		
		22	83641-MR8-GJO	BOLT, COWL SETTING (A).....	6 6		
		23	83711-MR8-000ZA	COVER ASSY., L. SIDE (WL) *NH196*.....ROSS WHITE	1 -		
		24	83711-MR8-780ZA	COVER ASSY., L. SIDE (WL) *NH196/R134/TYPE4*	- 1		
		25	83715-MR8-000	RUBBER, L. HEAT GUARD.....	1 1		
		26	93500-05012-0A	SCREW, PAN, 5X12.....	1 1		
		27	93891-04012-07	SCREW-WASHER, 4X12.....	6 6		
		28	93903-24380	SCREW, TAPPING, 4X12.....	2 -		
			93903-24280	SCREW, TAPPING, 4X10.....	- 2		
		29	94071-06080	NUT-WASHER, 6MM.....	2 2		
		30	96001-06012-00	BOLT, FLANGE, 6X12.....	1 1		
		31	96001-06016-00	BOLT, FLANGE, 6X16.....	1 1		

	MAIN BODY COLOR	PART COLOR	COLOR LABEL CODE
TYPE 1	Ross white	Ross white/ Fighting red	NH196K

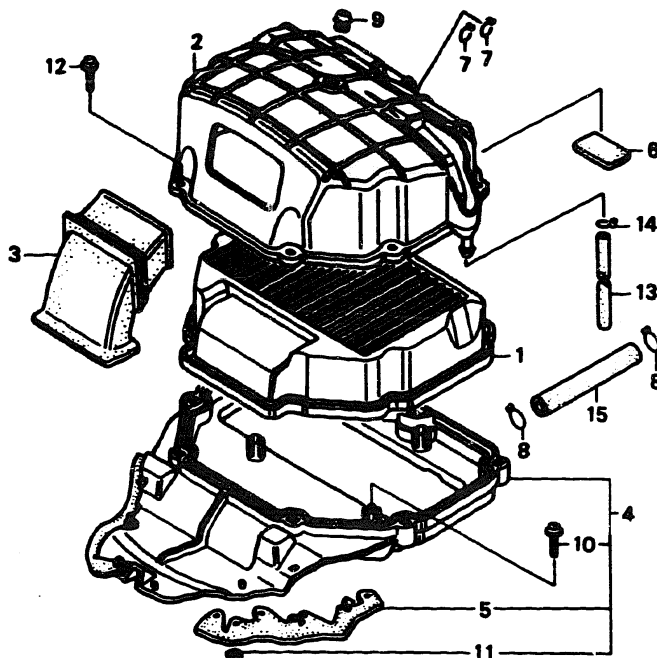
(VFR400R2R)

	MAIN BODY COLOR	PART COLOR	COLOR LABEL CODE
TYPE 4	Ross white	Ross white/ Fighting red	NH196H

H 9

F-16

Air cleaner



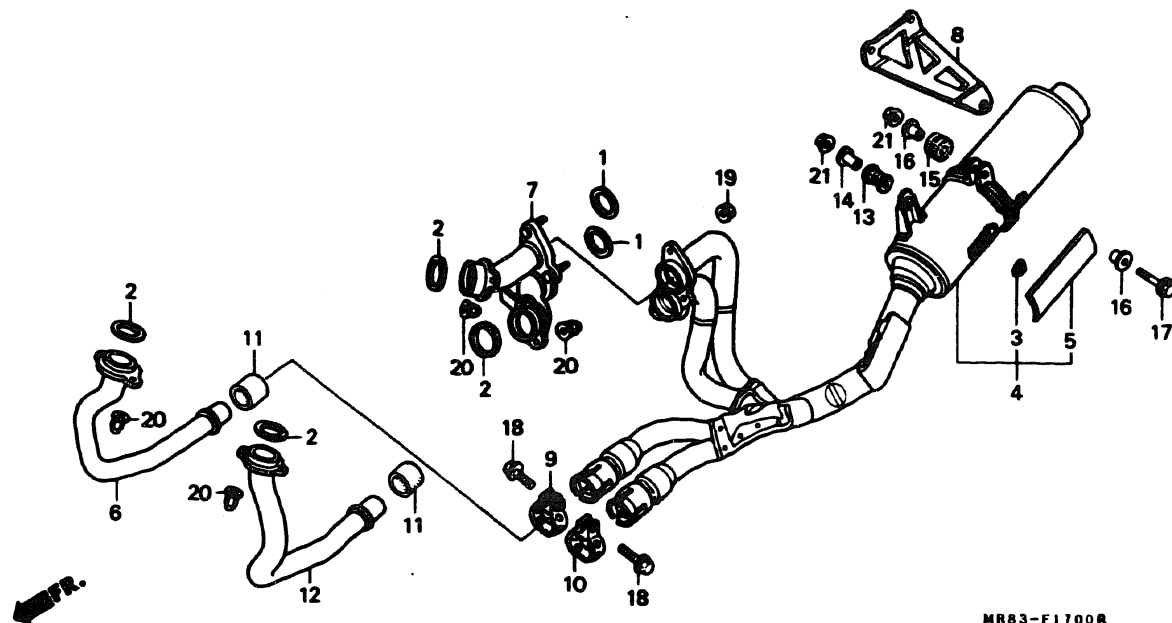
MR83-F1600

Service item	F.R.T.	Ref. No.	Part No.	Description	Reqd. No.		Serial No.	Area code
					VFR400R	IL 3M		
ELEMENT, AIR CLEANER.....	0.3	1	17210-MR8-010	ELEMENT, AIR CLEANER.....	1	1		
COVER, AIR CLEANER CASE.....	0.4	2	17221-MR8-010	COVER, AIR CLEANER CASE.....	1	1		
.DUCT, AIR CLEANER IN.		3	17222-MR8-010	DUCT, AIR CLEANER IN.....	1	1		
.CASE, AIR CLEANER		4	17230-MR8-010	CASE, AIR CLEANER.....	1	-		
			17230-MR8-020	CASE, AIR CLEANER.....	-	1		
		5	17233-MR8-300	RUBBER, SEAL.....	2	2		
		6	17253-KT8-000	FILTER, SUB AIR CLEANER.....	1	1		
		7	17369-KB4-670	CLIP, BREATHER TUBE.....	2	2		
		8	17724-102-700	CLIP, SUB TANK HOSE.....	2	2		
		9	50355-434-000	RUBBER C, STOPPER.....	1	1		
		10	90141-ML7-000	SCREW, PAN, 4X19.....	4	4		
		11	90301-GEO-000	NUT, CLIP.....	12	12		
		12	93893-05018-07	SCREW-WASHER, 5X18.....	7	7		
		13	95001-75790-40	TUBE, FUEL, 7.3X790.....	1	1		
		14	95002-02120	CLIP B12, TUBE.....	1	1		
		15	95005-14115-20	TUBE, 14X115.....	1	1		

H 10

F-17

Exhaust muffler



MR83-F17008

Service item	F.R.T.	Ref. No.	Part No.	Description	Reqd. No.		Serial No.	Area code
					VFR	IL 3M		
MUFFLER COMP., EX.....	1.1	1	18291-MR8-000	GASKET, EX. PIPE.....	2	2		
PIPE, FR. EX..... (ADD 0.2 FOR EACH.)	0.6	2	18291-216-000	GASKET, EX. PIPE (A).....	4	4		
		3	18293-MN0-000	RUBBER, PROTECTOR.....	3	3		
PIPE COMP., RR. EX.....	1.6	4	18300-MR8-600	MUFFLER COMP., EX.....	1	-		
STAY, MUFFLER.....	0.2	5	18301-MR8-780	MUFFLER COMP., EX.....	-	1		
		6	18320-MR8-003	PROTECTOR, MUFFLER.....	1	1		
		7	18330-MR8-003	PIPE, R. FR. EX.....	1	1		
		8	18350-MR8-000	PIPE COMP., RR. EX.....	1	1		
		9	18373-MLO-000	STAY, MUFFLER.....	1	1		
		10	18374-MLO-000	BAND, R. EX. PIPE.....	1	1		
		11	18391-310-000	BAND, L. EX. PIPE.....	1	1		
		12	18420-MR8-003	PACKING, MUFFLER.....	2	2		
		13	18421-KE8-000	PIPE, L. FR. EX.....	1	1		
		14	18422-KE8-000	RUBBER, MUFFLER MOUNTING.....	1	1		
		15	80103-MG2-000	COLLAR, MUFFLER MOUNTING.....	1	1		
		16	83511-HA2-670	CUSHION, RR. FENDER.....	1	1		
		17	90107-MR7-000	COLLAR, TOOL BOX MOUNTING.....	2	2		
		18	90161-ML7-000	BOLT, FLANGE, 8X32.....	1	1		
		19	90301-MR8-000	BOLT, FLANGE, 8X35.....	2	2		
		20	90304-HB3-771	NUT, FLANGE, 8MM.....	3	3		
		21	94050-08000	NUT, SPECIAL, 6MM.....	8	8		
				NUT, FLANGE, 8MM.....	2	2		

1991.05.01

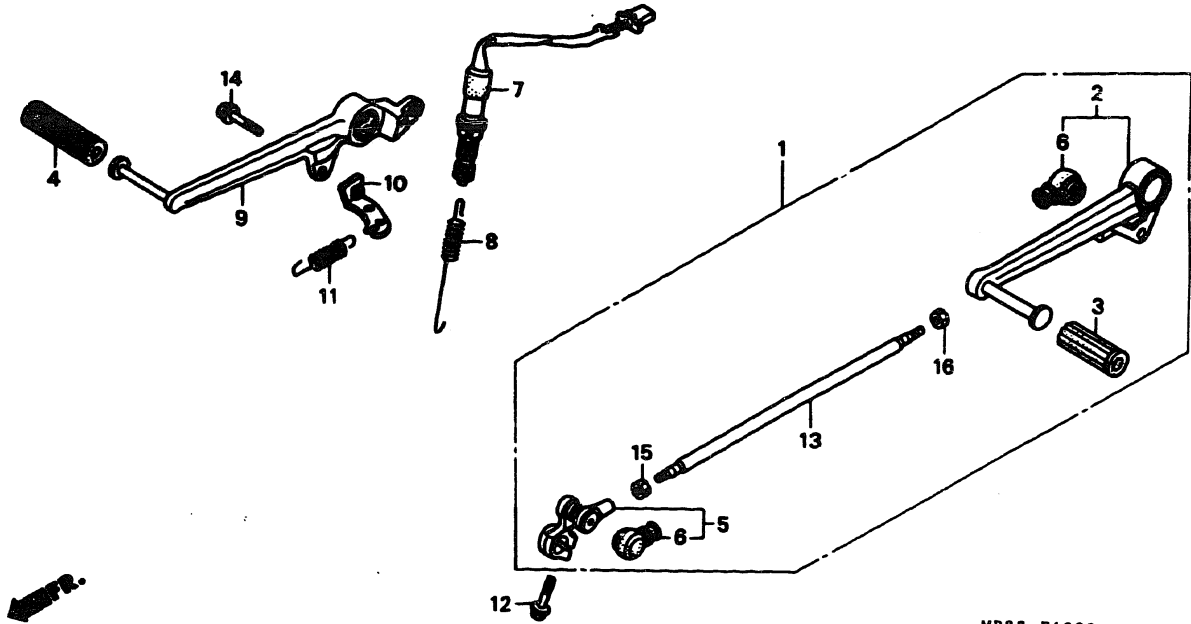
E

H10

H 11

F-18

Brake pedal.
Change pedal



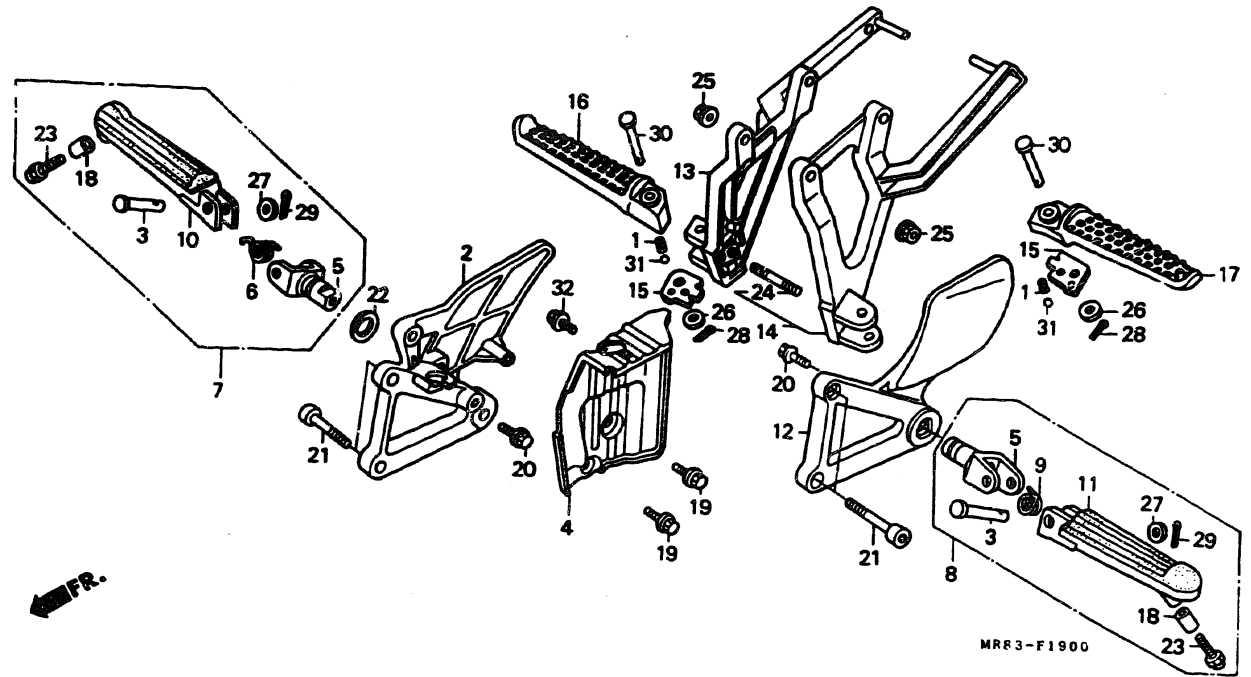
MR83-F1800

Service item	F.R.T.	Ref. No.	Part No.	Description	Reqd. No.		Serial No.	Area code
					VFR100R	IL JM		
PEDAL, GEAR CHANGE.....	0.2	1	24700-MR8-000	PEDAL, GEAR CHANGE.....	1	1		
.PEDAL COMP., GEAR CHANGE		2	24702-MR8-000	PEDAL COMP., GEAR CHANGE.....	1	1		
ARM COMP., GEAR CHANGE.....	0.1	3	24705-KV3-000	RUBBER, CHANGE PEDAL.....	1	1		
SWITCH ASSY., RR. STOP.....	0.4	4	24705-MR7-000	RUBBER, GEAR CHANGE PEDAL....	1	1		
PEDAL, RR. BRAKE.....	0.3	5	24710-MR8-000	ARM COMP., GEAR CHANGE.....	1	1		
		6	24724-422-000	COVER, DUST.....	2	2		
		7	35350-MR8-000	SWITCH ASSY., RR. STOP.....	1	1		
		8	35357-KW7-900	SPRING, STOP SWITCH.....	1	1		
		9	46500-MR8-000	PEDAL, RR. BRAKE.....	1	1		
		10	46502-MR8-000	HOOK, RETURN SPRING.....	1	1		
		11	46514-ML7-000	SPRING, BRAKE PEDAL RETURN....	1	1		
		12	90010-MR8-000	BOLT, FLANGE, 6X20.....	1	1		
		13	90065-MR8-000	BAR, CHANGE.....	1	1		
		14	90106-MR8-000	BOLT, FLANGE, 8X18.....	1	1		
		15	90201-700-000	NUT, GOVERNOR ARM FIXING.....	1	1		
		16	94002-06020-0S	NUT, HEX., 6MM.....	1	1		

H 12

F-19

Step



MRR3-F1900

Service item	F.R.T.	Ref. No.	Part No.	Description	Reqd. No.		Serial No.	Area code
					VFR100R	JL SM		
HOLDER, R. MAIN STEP.....	0.4	1	28333-300-000	SPRING, KICK STARTER STOPPER..	2	2		
GUARD, R. STEP HEAT.....	0.3	2	50600-MR8-003	HOLDER, R. MAIN STEP.....	1	1		
.HOLDER, R. PILLION STEP		3	50603-GS9-010	PIN, MAIN STEP BAR JOINT.....	2	2		
BRACKET, MAIN STEP.....	0.2	4	50606-MR8-000	GUARD, R. STEP HEAT.....	1	1		
.HOLDER, L. PILLION STEP		5	50612-KV3-700	BRACKET, MAIN STEP.....	2	2		
STEP ASSY., R. MAIN.....	0.1	6	50617-445-840	SPRING, R. STEP RETURN.....	1	1		
.STEP ASSY., L. MAIN		7	50630-MR8-000	STEP ASSY., R. MAIN.....	1	1		
.ARM COMP., R. STEP		8	50640-MR8-000	STEP ASSY., L. MAIN.....	1	1		
.ARM COMP., L. STEP		9	50644-445-840	SPRING, L. STEP RETURN.....	1	1		
.HOLDER, L. MAIN STEP		10	50660-KV3-700	ARM COMP., R. STEP.....	1	1		
.BAR, R. PILLION STEP		11	50670-KV3-700	ARM COMP., L. STEP.....	1	1		
.BAR, L. PILLION STEP		12	50700-MR8-003	HOLDER, L. MAIN STEP.....	1	1		
		13	50711-MR8-000	HOLDER, R. PILLION STEP.....	1	1		
		14	50712-MR8-000	HOLDER, L. PILLION STEP.....	1	1		
		15	50718-KT7-761	PLATE, PILLION STEP CLICK.....	2	2		
		16	50720-KT7-760	BAR, R. PILLION STEP.....	1	1		
		17	50730-KT7-760	BAR, L. PILLION STEP.....	1	1		
		18	51486-MR8-000	COLLAR, STEP LOWER.....	2	2		
		19	90021-MM5-000	BOLT-WASHER, 6X12.....	2	2		
		20	90105-KV3-700	BOLT, MAIN STEP BRACKET.....	2	2		
		21	90157-ME9-000	BOLT, SOCKET, 8X22.....	4	4		
		22	90505-MR7-000	WASHER, WAVE, 17.5MM.....	1	1		
		23	92501-08025-0A	BOLT, CAP, 8X25.....	2	2		
		24	92900-08032-0B	BOLT, STUB, 8X32.....	1	1		
		25	94050-08000	NUT, FLANGE, 8MM.....	4	4		

1991.05.01

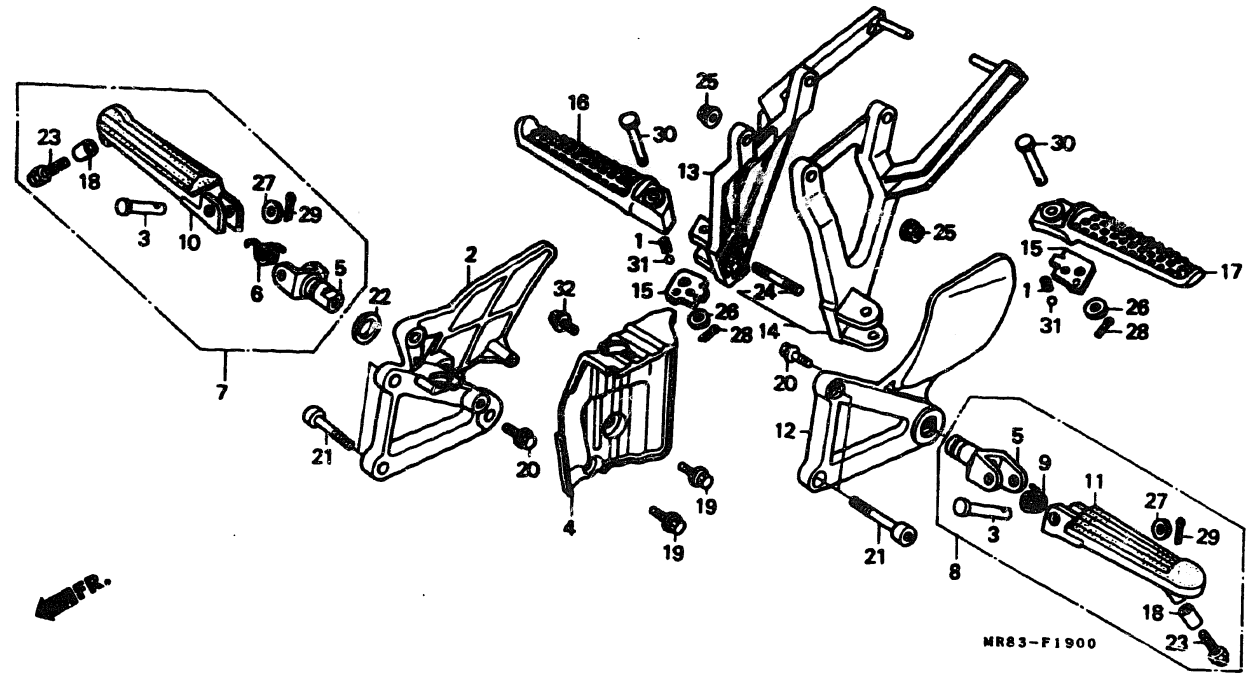
E

H12

H 13

F - 19

Step

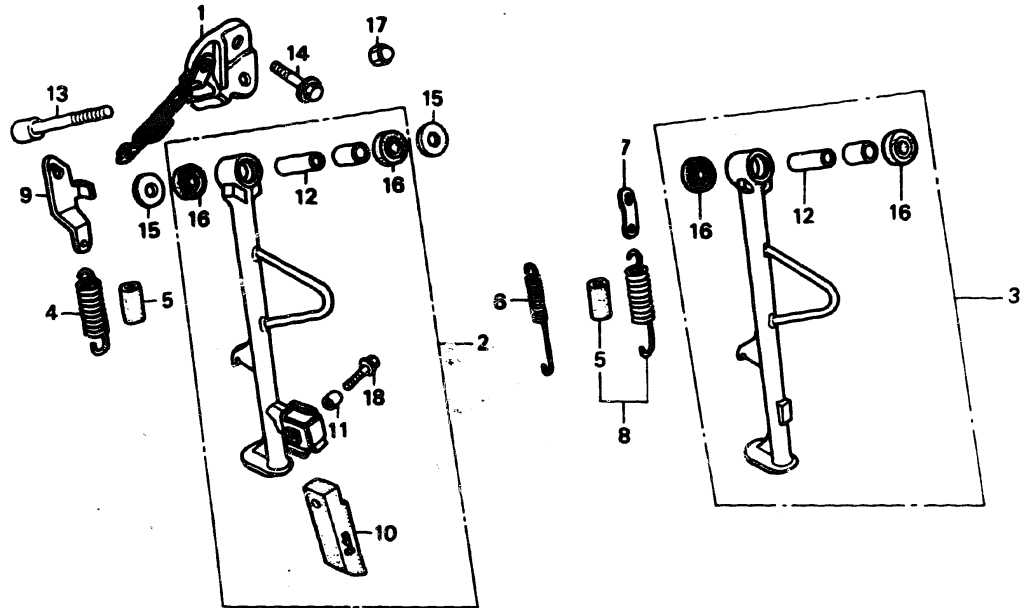


Service item	F.R.T.	Ref. No.	Part No.	Description	Reqd. No.		Serial No.	Area code
					VFR000R	IL 3M		
		26	94101-06000	WASHER, PLAIN, 6MM.....	2	2		
		27	94102-08000	WASHER, PLAIN, 8MM.....	2	2		
		28	94201-16120	PIN, SPLIT, 1.6X12.....	2	2		
		29	94201-20150	PIN, SPLIT, 2.0X15.....	2	2		
		30	95015-83000	PIN C, PILLION STEP.....	2	2		
		31	96211-08000	BALL, STEEL, #3 (1/4).....	2	2		
		32	96500-06012-00	BOLT, FLANGE, 6X12.....	1	1		

H 14

F - 20

Stand



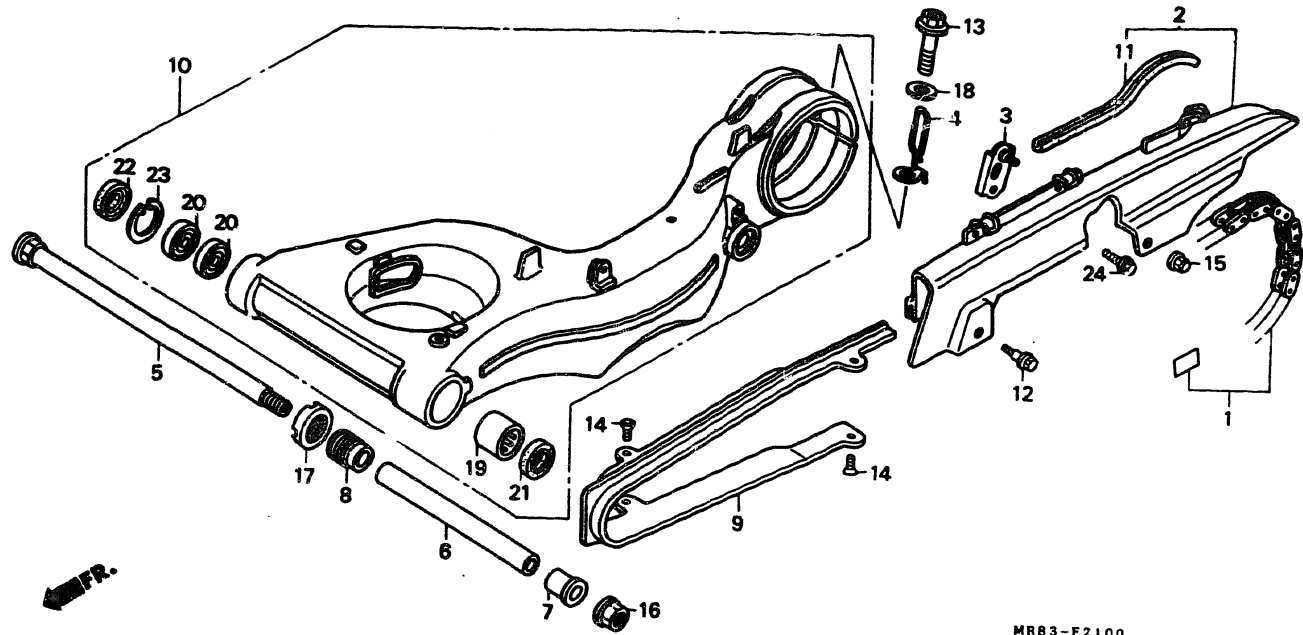
MR83-F2000 A

Service item	F.R.T.	Ref. No.	Part No.	Description	Reqd. No.		Serial No.	Area code
					VFR400R	3L 3M		
BRACKET, SIDE STAND.....	0.3	1	50535-MR8-780	BRACKET, SIDE STAND.....	1	1		
BAR ASSY., SIDE STAND.....	0.2	2	50540-MR8-000	BAR ASSY., SIDE STAND.....	1	1		
SPRING, SIDE STAND.....	0.1	4	50541-KW3-000	SPRING, SIDE STAND.....	1	1		
		5	50542-KY6-000	COVER, SIDE STAND SPRING.....	1	1		
		9	50546-MR8-000	PLATE, STAND SPRING.....	1	1		
		10	50548-KW3-003	RUBBER, STAND.....	1	1		
		11	50549-356-700	COLLAR, STAND RUBBER SETTING..	1	1		
		12	50550-KW3-000	COLLAR, SIDE STAND.....	1	1		
		13	90101-KW3-000	BOLT, SOCKET, 10X45.....	1	1		
		14	90133-MR8-000	BOLT, FLANGE, 10X32.....	2	2		
		15	90501-KW3-000	WASHER, THRUST.....	2	2		
		16	91262-KW3-003	DUST SEAL, PIVOT.....	2	2		
		17	94021-10070-0S	NUT, CAP, 10MM.....	1	1		
		18	96300-06025-07	BOLT, FLANGE, 5X25.....	1	1		

H 15

F - 21

Swing arm-Chain case



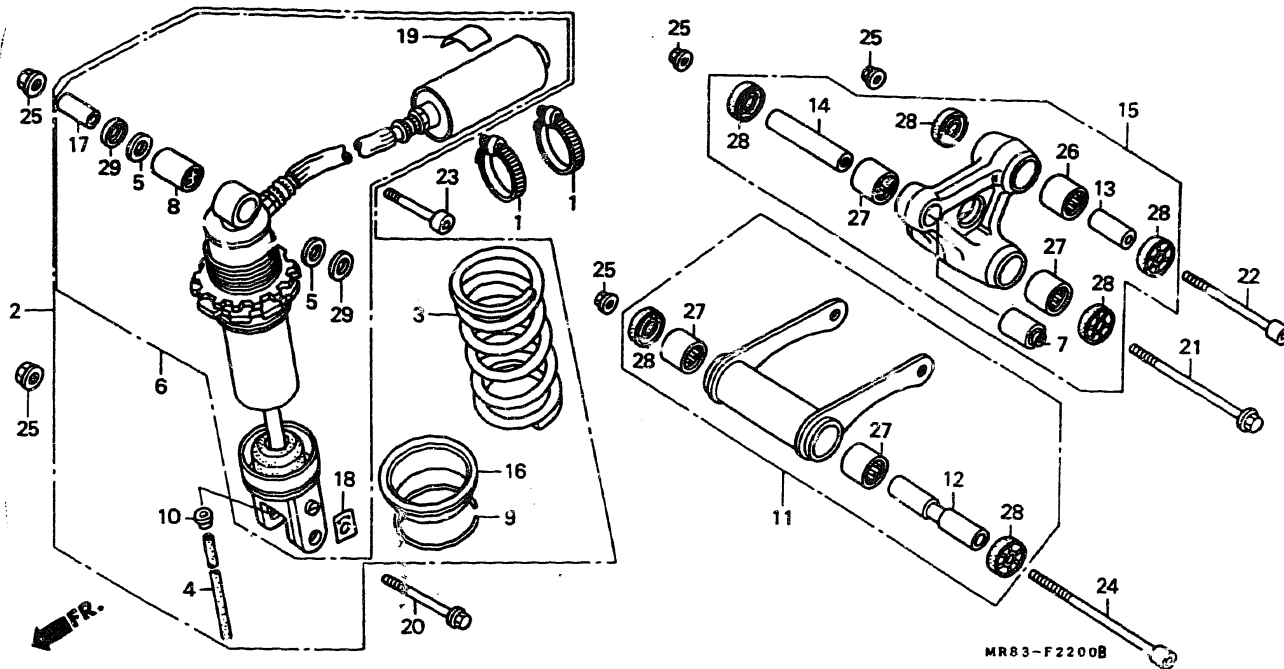
MR83-F2100

Service item	F.R.T.	Ref. No.	Part No.	Description	Reqd. No. VFR100R 3L 3M	Serial No.	Area code
CHAIN SET, DRIVE.....	1.0	1	405B3-MR8-005	CHAIN SET, DRIVE (TAKASAGO)			
CASE COMP., DRIVE CHAIN.....	0.2			(RKGB525SM0-104LE)	1	1	
COLLAR, RR. FORK PIVOT.....	0.9	2	40510-MR8-780	CASE COMP., DRIVE CHAIN.....	1	1	
SLIDER, CHAIN.....	0.6	3	40512-MR8-000	STAY, DRIVE CHAIN CASE.....	1	1	
ARM SET, SWING.....	1.3	4	43350-MR8-780	GUIDE, BRAKE HOSE.....	1	1	
BEARING, NEEDLE		5	52101-MR8-000	BOLT, SWING ARM PIVOT.....	1	1	
BEARING, RADIAL BALL, 20X37X9..	1.2						
(ONE OR ALL)		6	52102-MR8-000	COLLAR, RR. FORK PIVOT.....	1	1	
		7	52106-MR7-000	COLLAR B, PIVOT.....	1	1	
		8	52109-MR8-000	BOLT, PIVOT ADJUSTING.....	1	1	
		9	52170-MR8-003	SLIDER, CHAIN.....	1	1	
		10	52200-MR8-305	ARM SET, SWING.....	1	1	
		11	64121-MLO-730	RUBBER, CHAIN CASE.....	1	1	
		12	90111-MLO-730	BOLT, FLANGE, 6MM.....	1	1	
		13	90155-MR8-000	BOLT, FLANGE, 14X51.....	1	1	
		14	90156-MR8-000	SCREW, FLAT, 5X12.....	4	4	
		15	90201-428-900	NUT, CAP, 6MM.....	1	1	
		16	90305-MB4-003	NUT, FLANGE, 18MM.....	1	1	
		17	90355-469-000	NUT, RR. FORK PIVOT.....	1	1	
		18	90559-MR8-000	WASHER, PLAIN, 14MM.....	1	1	
		19	91071-MR7-003	BEARING, NEEDLE.....	1	1	
		20	91072-MR7-003	BEARING, RADIAL BALL, 20X37X9.	2	2	
		21	91202-MR7-003	DUST SEAL, 28X37X4.....	1	1	
		22	91214-MR7-003	DUST SEAL, 26X37X5.....	1	1	
		23	94520-37000	CIRCLIP, INTERNAL, 37MM.....	1	1	
		24	96500-06012-07	BOLT, FLANGE, 6X12.....	1	1	
			1991.05.01	E			H15

H 16

F-22

Rear cushion



Service item	F.R.T.	Ref. No.	Part No.	Description	Reqd. No.		Serial No.	Area code
					VFR400R	3L 3M		
CUSHION ASSY., RR.....	0.8	1	50252-KV3-781	BAND, SUB TANK.....	2	2		
.BEARING, NEEDLE (ADD 0.2 FOR EACH.)		2	52400-MR8-601	CUSHION ASSY., RR. (SHOWA)....	1	1		
SPRING, RR. CUSHION.....	1.0	3	52401-MR8-781	SPRING, RR. CUSHION.....	1	1		
.BUSH, DAMPER UPPER		4	52405-KB7-003	PIPE, DRAIN.....	1	1		
DAMPER SET, RR.....	1.1	5	52406-KB7-003	CAP, DUST SEAL.....	2	2		
BUSH, DAMPER LOWER.....	0.7	6	52409-MR8-306	DAMPER SET, RR.....	1	1		
ROD ASSY., CUSHION CONNECTING..	0.6	7	52451-MA0-000	BUSH, DAMPER LOWER.....	1	1		
.ARM ASSY., CUSHION		8	52452-KB7-003	BUSH, DAMPER UPPER.....	1	1		
COLLAR, CONNECTING ROD PIVOT...	0.4	9	52455-MM5-003	RING, STOPPER (SHOWA).....	1	1		
COLLAR, CUSHION ARM.....	0.5	10	52456-KB7-003	JOINT, PIPE.....	1	1		
.COLLAR, BUSH		11	52460-MR8-000	ROD ASSY., CUSHION CONNECTING..	1	1		
		12	52462-ML0-000	COLLAR, CONNECTING ROD PIVOT..	1	1		
		13	52463-KV3-000	COLLAR, CUSHION ARM.....	1	1		
		14	52463-MJ0-000	COLLAR, CUSHION ARM.....	1	1		
		15	52470-MR8-000	ARM ASSY., CUSHION.....	1	1		
		16	52486-KZ3-003	SEAT, SPRING.....	1	1		
		17	52486-ML7-003	COLLAR, BUSH.....	1	1		
		18	52496-MR8-003	LABEL (B).....	1	1		
		19	87516-MR7-721	LABEL, RR. DAMPER WARNING.....	1	1		
		20	90107-MR8-000	BOLT, FLANGE, 10X57.....	1	1		
		21	90108-MR8-000	BOLT, FLANGE, 10X100.....	1	1		
		22	90110-MR7-000	BOLT, SOCKET, 10X70.....	1	1		
		23	90110-MR8-000	BOLT, SOCKET, 10X52.....	1	1		
		24	90111-MR7-000	BOLT, SOCKET, 10X130.....	1	1		
		25	90304-GE8-003	NUT, U, 10MM.....	5	5		

1991.05.01

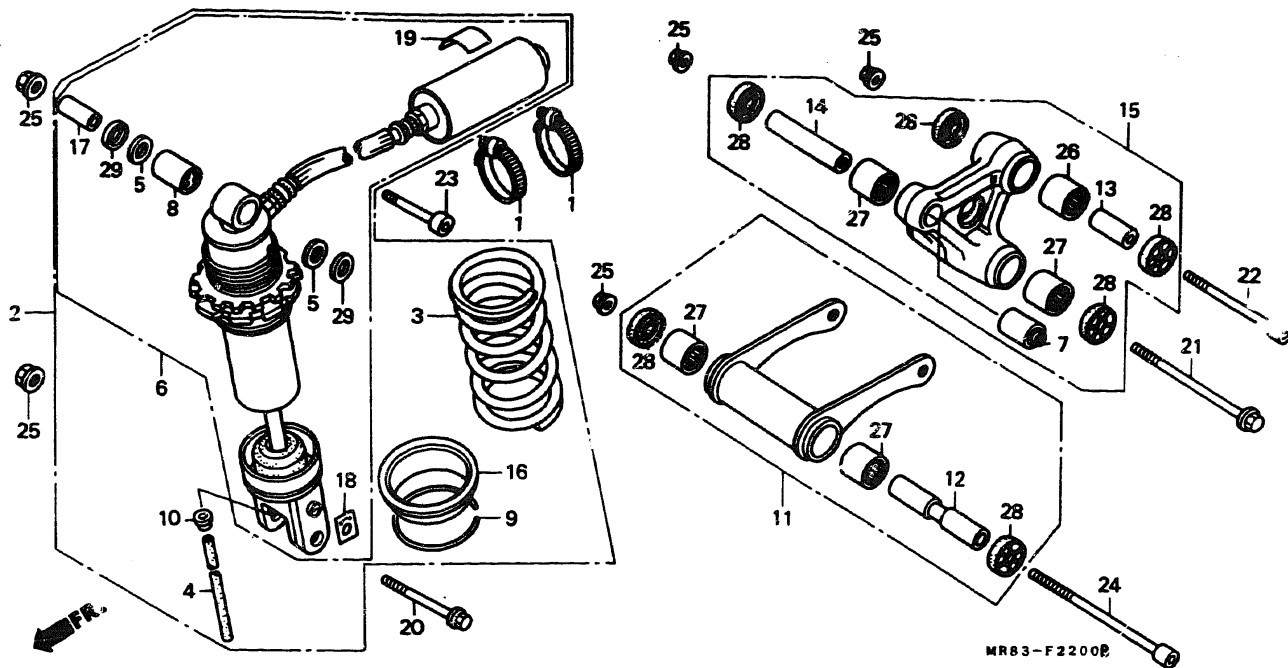
E

H16



F - 22

Rear cushion

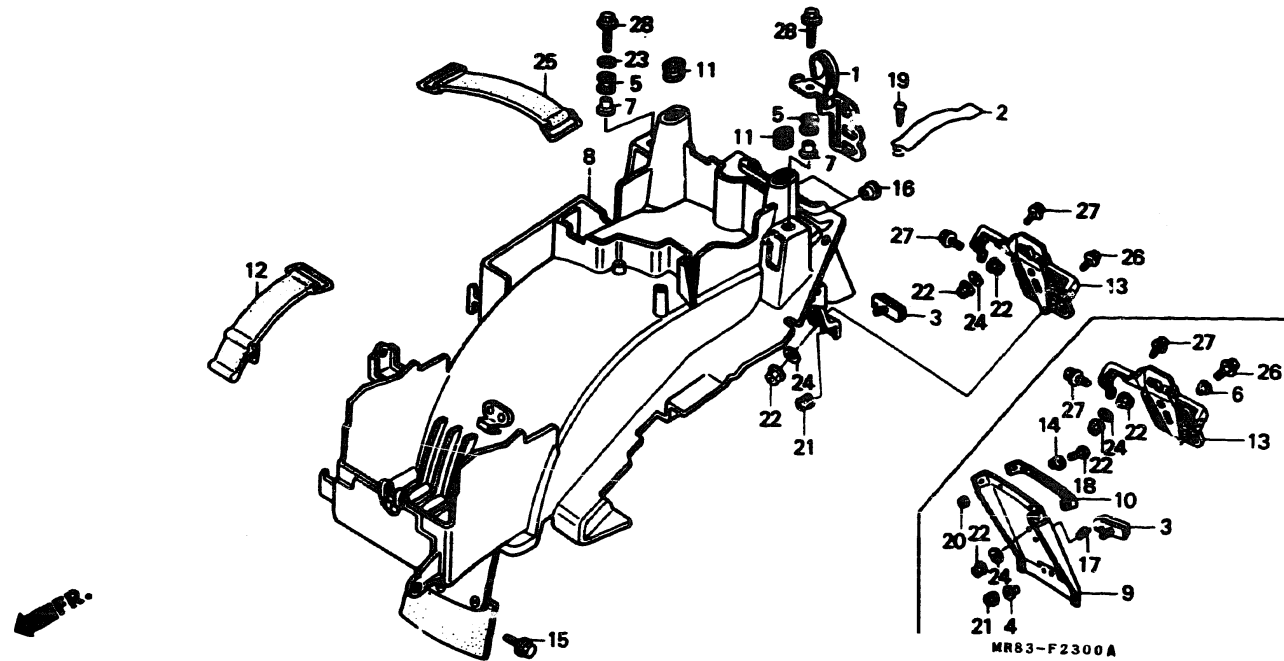


Service item	F.R.T.	Ref. No.	Part No.	Description	Reqd. No.		Serial No.	Area code
					VFR100R	3L 3M		
		26	91071-KV3-005	BEARING, NEEDLE (KOYO).....	1	1		
		27	91072-MJD-003	BEARING, NEEDLE, 17X24X25.....	4	4		
		28	91262-MG7-005	OIL SEAL, 17X27X5.....	6	6		
		29	91351-KB7-003	DUST SEAL B (SHOWA).....	2	2		




F-23

Rear fender

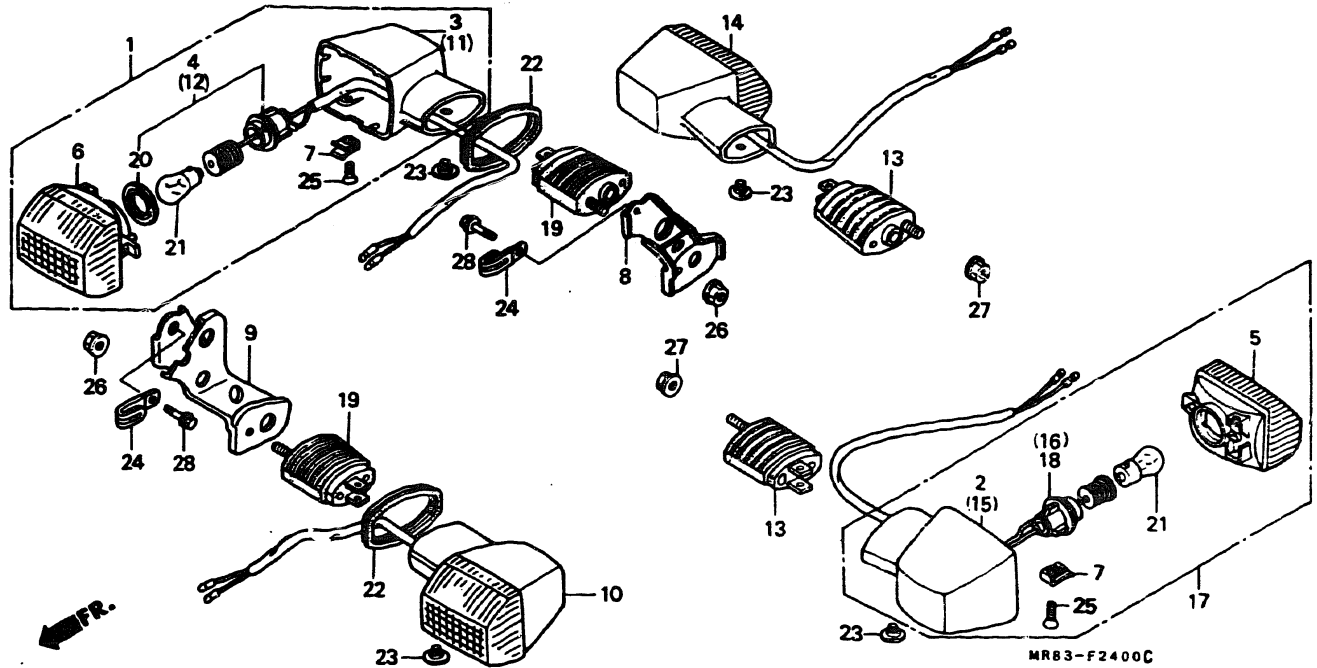


Service item	F.R.T.	Ref. No.	Part No.	Description	Reqd. No.		Serial No.	Area code
					VFR100R	JL JM		
FENDER, RR.....	0.7	1	30405-MR8-780	HOLDER, SPARK UNIT COUPLER....	1	1		
BRACKET, NUMBER PLATE.....	0.3	2	30406-MR8-000	HOLDER, SPARK UNIT.....	1	1		
		3	33741-MC7-612	REFLECTOR, REFLEX.....	1	1		
		5	61103-357-000	RUBBER, FR. FENDER MOUNTING...	2	2		
		7	61104-428-000	COLLAR, FR. FENDER.....	2	2		
		8	80100-MR8-600	FENDER, RR.....	1	1		
		11	83551-GE2-000	GROMMET, AIR CLEANER CASE.....	2	2		
		12	83606-198-900	BAND, TOOL BOX.....	1	1		
		13	84701-MR8-600	BRACKET, NUMBER PLATE.....	1	1		
		15	90113-MR8-000	BOLT, FLANGE, 6MM.....	1	1		
		16	90556-KS3-900	WASHER, CHAIN SLIDER.....	2	2		
		19	93901-25320	SCREW, TAPPING, 5X16.....	1	1		
		21	94050-05000	NUT, FLANGE, 5MM.....	1	1		
		22	94050-06070	NUT, FLANGE, 6MM.....	5	5		
		23	94103-06000	WASHER, PLAIN, 6MM.....	1	1		
		24	94103-06700	WASHER, PLAIN, 6MM.....	3	3		
		25	95012-17001	BAND F, BATTERY.....	1	1		
		26	96300-06012-07	BOLT, FLANGE, 6X12.....	1	1		
		27	96300-06016-07	BOLT, FLANGE, 6X16.....	4	4		
		28	96500-06025-00	BOLT, FLANGE, 6X25.....	2	2		



F - 24

Winker



Service item	F.R.T.	Ref. No.	Part No.	Description	Reqd. No.		Serial No.	Area code
					VFR10R	SL JM		
WINKER ASSY., FR.....	0.2	1	33400-MR7-600	WINKER ASSY., R. FR. (12V 21W)	1	-		
(INC. RELATIVE PART)			33400-MR8-740	WINKER ASSY., R. FR. (12V 21W)	-	1		
(ONE OR ALL)		2	33401-ME6-003	BASE, R. WINKER (NH1).....	1	1		
WINKER ASSY., RR.....	0.3	3	33401-ME6-003	BASE, R. WINKER (NH1).....	1	-		
(ADD 0.1 FOR EACH.)			33401-MV8-900	BASE, R. WINKER.....	-	1		
(INC. RELATIVE PART)		4	33405-MR7-600	SOCKET COMP., R. FR. WINKER...	1	1		
(EXC. RELATED PARTS BELOW)		5	33406-MB2-601	LENS COMP., WINKER.....	2	2		
BULB.....	0.1	6	33406-MB2-671	LENS COMP., WINKER.....	2	2		
(ONE OR ALL)		7	33407-MR2-003	NUT, SPECIAL.....	4	4		
		8	33420-MR8-600	STAY, R. FR. WINKER.....	1	1		
		9	33430-MR8-600	STAY, L. FR. WINKER.....	1	1		
		10	33450-MR7-600	WINKER ASSY., L. FR. (12V 21W)	1	-		
			33450-MR8-740	WINKER ASSY., L. FR. (12V 21W)	-	1		
		11	33601-ME6-003	BASE, L. WINKER (NH1).....	1	-		
			33451-MV8-900	BASE, L. WINKER.....	-	1		
		12	33455-MR7-600	SOCKET COMP., L. FR. WINKER...	1	1		
		13	33491-MJ0-003	STAY, WINKER.....	2	2		
		14	33600-MR8-600	WINKER ASSY., R. RR. (12V 21W)	1	1		
		15	33601-ME6-003	BASE, L. WINKER (NH1).....	1	1		
		16	33605-MR8-600	SOCKET COMP., R. RR. WINKER...	1	1		
		17	33650-MR8-600	WINKER ASSY., L. RR. (12V 21W)	1	1		
		18	33655-MR8-600	SOCKET COMP., L. RR. WINKER...	1	1		
		19	33691-MB2-003	STAY, WINKER.....	2	2		
		20	33707-MJ0-003	SEAL, PACKING.....	2	2		
		21	34908-634-611	BULB (12V 21W) (ECE) (STANLEY)	4	4		

1991.05.01

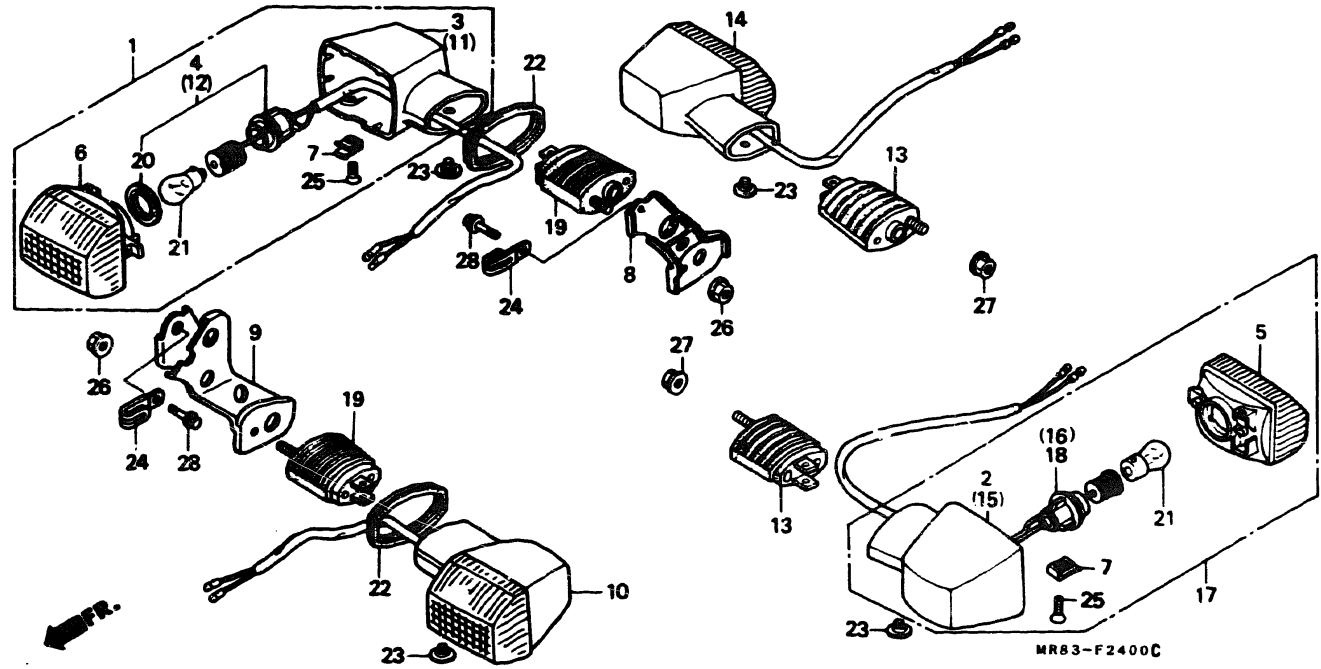
E

I3



F - 24

Winker

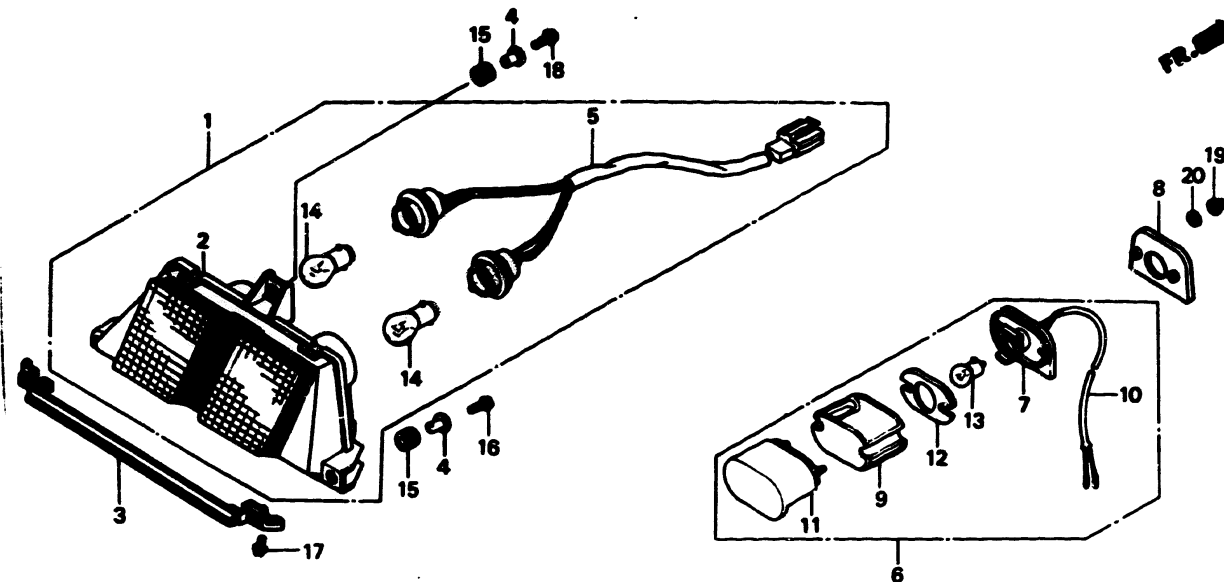


Service Item	F.R.T.	Ref. No.	Part No.	Description	Reqd. No.		Serial No.	Area code
					VL	JM		
		22	64136-ML7-600	RUBBER, FR. WINKER.....	2	2		
		23	90380-MB2-000	SCREW, SPECIAL, 6X8.....	4	4		
		25	93700-04012-1G	SCREW, OVAL, 4X12.....	4	4		
		26	94050-06000	NUT, FLANGE, 6MM.....	2	2		
		27	94050-06070	NUT, FLANGE, 6MM.....	2	2		
		28	96500-06010-07	BOLT, FLANGE, 6X10.....	2	2		

1 5

F - 25

Taillight



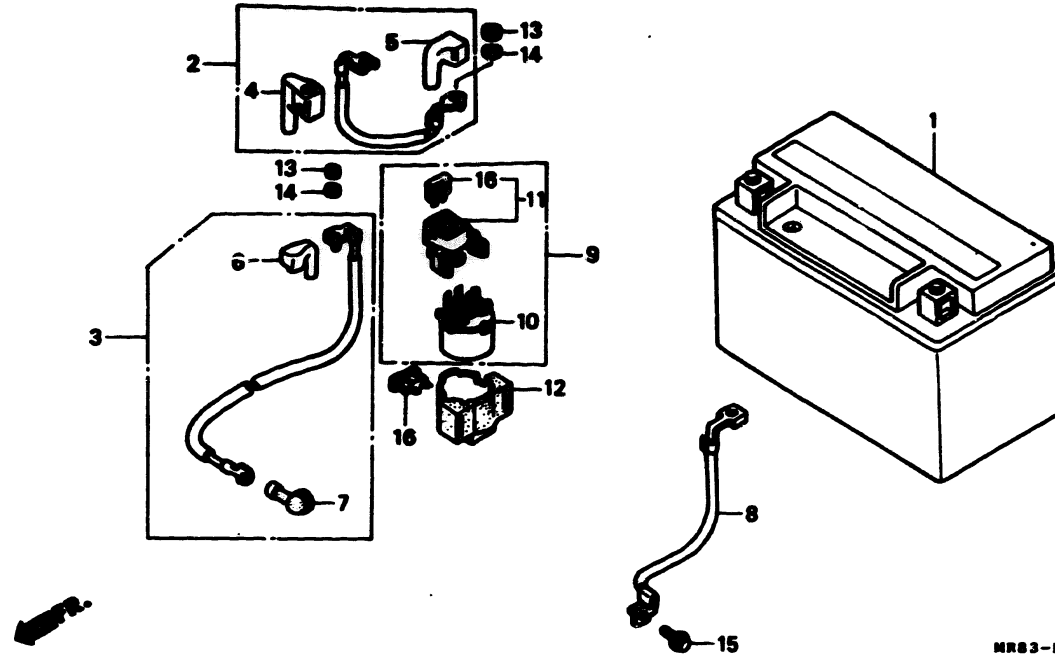
MR83-F2600A

Service item	F.R.T.	Ref. No.	Part No.	Description	Reqd. No. VFR/QR IL JM	Serial No.	Area code
TAILLIGHT UNIT.....	0.3	1	33701-MR8-601	TAILLIGHT UNIT (12V 21/5W)....	1 1		
.TAILLIGHT SUB ASSY.		2	33705-MR7-601	TAILLIGHT SUB ASSY.....	1 1		
.SOCKET COMP., TAILLIGHT		3	33705-MR8-010	STAY, TAILLIGHT (A).....	1 1		
.LIGHT ASSY., LICENSE		4	33707-MR8-000	COLLAR, TAILLIGHT MOUNTING....	3 3		
.BASE COMP.		5	33710-MR8-003	SOCKET COMP., TAILLIGHT.....	1 1		
.CORD COMP., LICENSE							
BULB.....	0.1	6	33720-MR8-600	LIGHT ASSY., LICENSE.....	1 1		
.BULB, TAILLIGHT		7	33721-MK5-611	BASE COMP.....	1 1		
(ONE OR ALL)		8	33721-MR8-610	PACKING, LICENSE LIGHT.....	1 1		
		9	33722-MB1-013	LENS, LICENSE.....	1 1		
		10	33725-MP7-600	CORD COMP., LICENSE.....	1 1		
		11	33727-MR8-671	COVER COMP., LICENSE.....	1 1		
		12	33729-MB1-003	PACKING, LENS.....	1 1		
		13	34904-634-611	BULB (12V5W) (ECE).....	1 1		
		14	34906-447-711	BULB, TAILLIGHT (12V 21/5W)...	2 2		
		15	37244-MR4-000	RUBBER, SPEEDOMETER MOUNTING..	3 3		
		16	93500-05022-0A	SCREW, PAN, 5X22.....	2 2		
		17	93891-05010-07	SCREW-WASHER, 5X10.....	2 2		
		18	93891-05025-07	SCREW-WASHER, 5X25.....	1 1		
		19	94021-04000-0S	NUT, CAP, 4MM.....	2 2		
		20	94101-04700	WASHER, PLAIN, 4MM.....	2 2		



F - 26

Battery



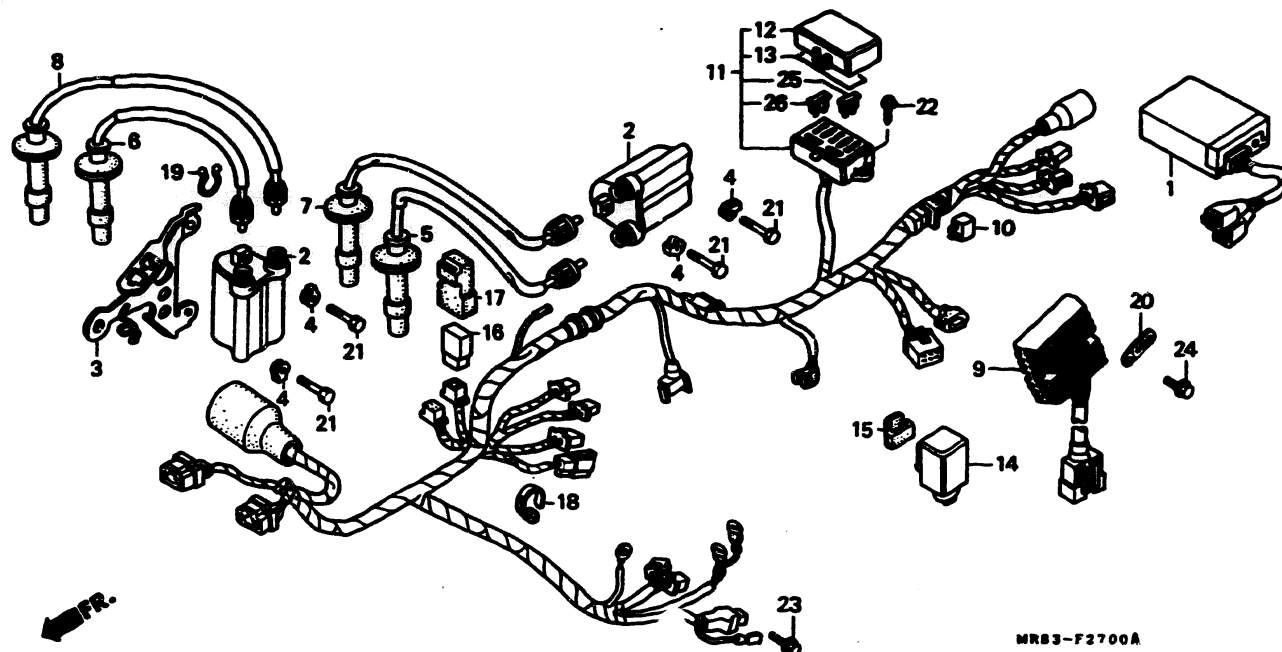
MR83-F2600 A

Service item	F.R.T.	Ref. No.	Part No.	Description	Reqd. No.		Serial No.	Area code
					VFR100R	JL JH		
BATTERY.....	0.3	1	3150J-HB7-744	BATTERY (YTX7A-BS YUASA).....	1	1		
.CABLE, STARTER BATTERY		2	32401-MR8-000	CABLE, STARTER BATTERY.....	1	1		
.CABLE, BATTERY EARTH		3	32402-MR8-000	CABLE, STARTER MOTOR.....	1	1		
CABLE, STARTER MOTOR.....	0.6	* 4	32411-MK3-300	COVER, BATTERY TERMINAL.....	1	1		
SWITCH ASSY., STARTER MAGNETIC.	0.4	5	32414-MLO-000	COVER A, MAGNETIC SWITCH.....	1	1		
		6	32416-MLO-000	COVER B, MAGNETIC SWITCH.....	1	1		
		7	32419-MLO-000	COVER, TERMINAL.....	1	1		
		8	32601-MR8-000	CABLE, BATTERY EARTH.....	1	1		
		9	35850-MF5-751	SWITCH ASSY., STARTER MAGNETIC	1	1		
		10	35851-MF5-751	SWITCH COMP., STARTER MAGNETIC	1	1		
		11	35855-MF5-751	HOLDER ASSY., FUSE.....	1	1		
		12	35856-MF5-751	RUBBER, SHOCK.....	1	1		
		13	94002-06080-0S	NUT, HEX., 6MM.....	2	2		
		14	94111-06800	WASHER, SPRING, 6MM.....	2	2		
		15	95701-06012-00	BOLT, FLANGE, 6X12.....	1	1		
		16	98200-33000	FUSE, BLADE (30A).....	2	2		



F - 27

Wire harness.
Ignition coil

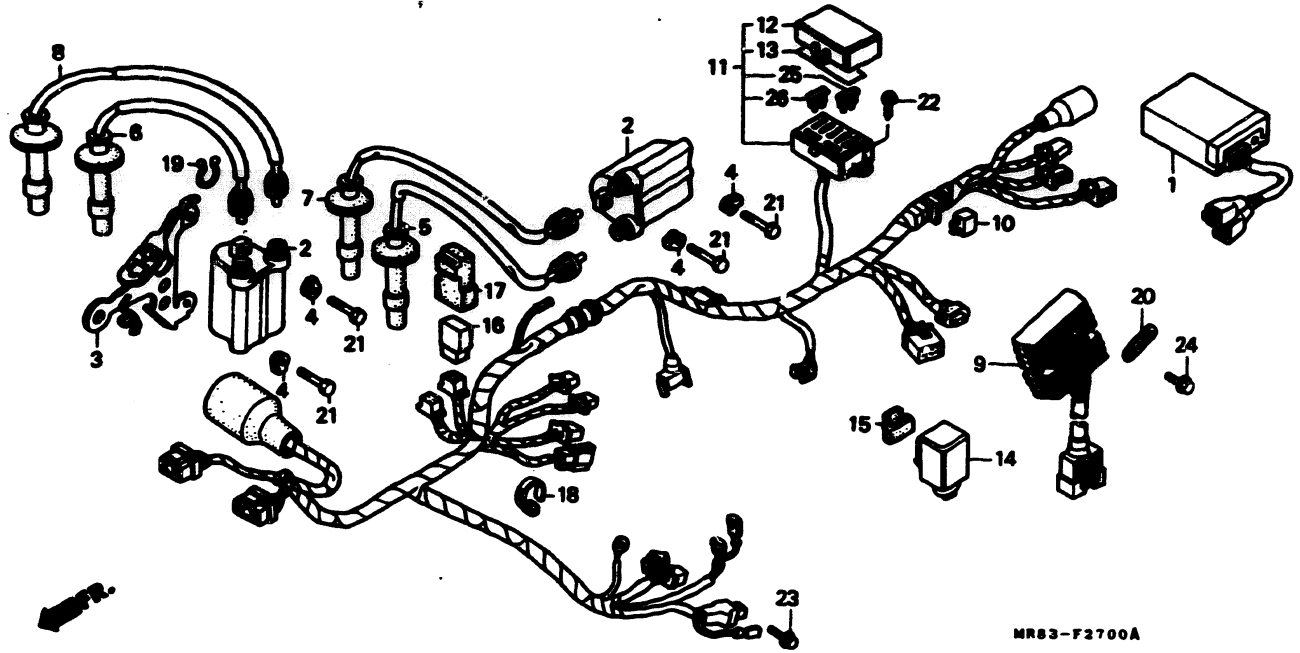


Service item	F.R.T.	Ref. No.	Part No.	Description	Reqd. No.		Serial No.	Area code
					VFR	IL IN		
SPARK UNIT.....	0.5	1	30400-MR8-600	SPARK UNIT.....	1	1		
.COIL COMP., IGNITION (ADD 0.3 FOR EACH.)		2	30510-KT7-013	COIL COMP., IGNITION.....	2	2		
.RECTIFIER ASSY., REGULATE		3	30516-MR8-000	STAY, IGNITION COIL.....	1	1		
RECTIFIER ASSY., SILICON.....	0.3	4	30520-MLO-000	SPACER, IGNITION COIL.....	4	4		
.RELAY COMP., WINKER		5	30751-MR8-000	CAP ASSY. 1, HIGH TENSION.....	1	1		
.RELAY COMP., STARTER		6	30752-MR8-000	CAP ASSY. 2, HIGH TENSION.....	1	1		
HARNESS, WIRE.....	1.7	7	30753-MR8-000	CAP ASSY. 3, HIGH TENSION.....	1	1		
		8	30754-MR8-000	CAP ASSY. 4, HIGH TENSION.....	1	1		
		9	31600-MR8-601	RECTIFIER ASSY., REGULATE.....	1	1		
		10	31700-124-003	RECTIFIER ASSY., SILICON				
				(STANLEY)	1	1		
			31700-124-008	RECTIFIER ASSY., SILICON				
				(SHINDENGEN)	1	1		
		11	32100-MR8-600	HARNESS, WIRE.....	1	1		
		12	38210-KRO-005	COVER, FUSE BOX.....	1	1		
		13	38215-MR8-601	LABEL, FUSE.....	1	1		
		14	38301-KK9-952	RELAY COMP., WINKER (MITSUBA).	1	1		
		15	38306-GE7-000	SUSPENSION, WINKER RELAY.....	1	1		
		16	38501-GN2-014	RELAY COMP., STARTER.....	2	2		
		17	38506-GC7-611	SUSPENSION, STARTER RELAY				
				(MITSUBA)	2	2		
		18	90651-KV6-003	BAND, WIRE.....	1	1		
		19	90652-MR8-000	CLIP.....	1	1		
		20	91413-679-000	CLIP, 2X70.....	1	1		
		21	92101-05020-4J	BOLT, HEX., 5X20.....	4	4		
			1991.05.01	E		17		

1 8

F-27

Wire harness.
Ignition coil



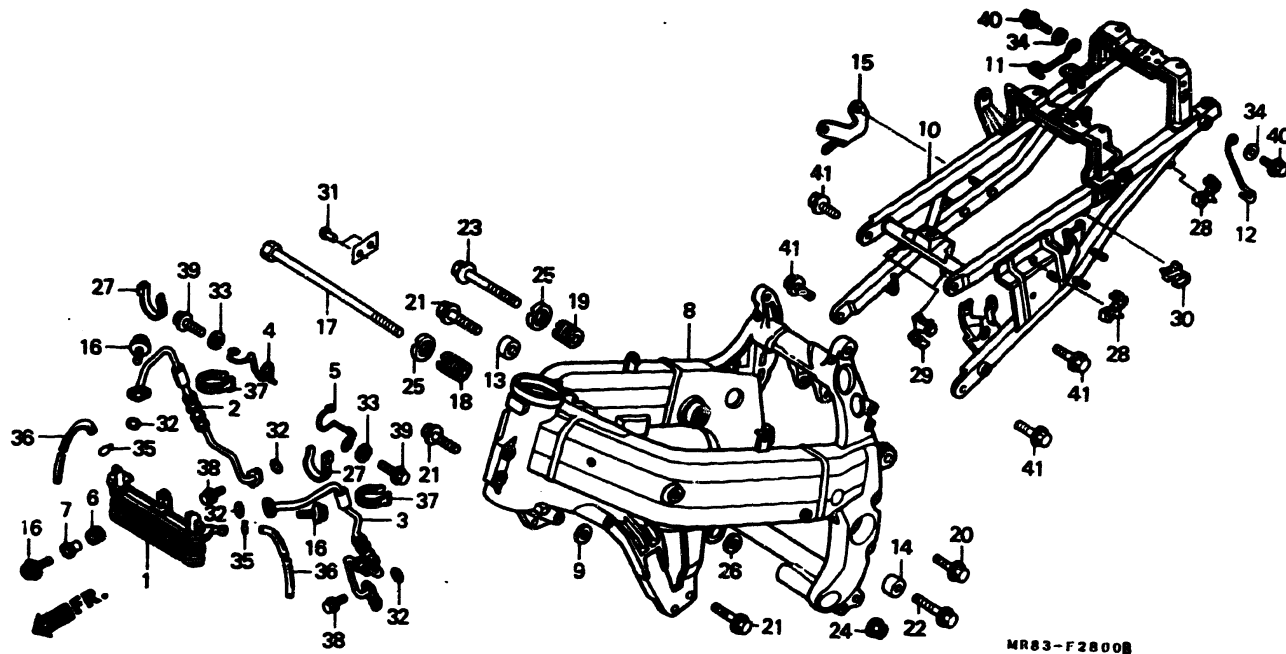
MR83-F2700A

Service item	F.R.T.	Ref. No.	Part No.	Description	Reqd. No. VFR100R IL IM	Serial No.	Area code
		22	93901-25320	SCREW, TAPPING, 5X16.....	2 2		
		23	95701-06012-08	BOLT, FLANGE, 6X12.....	1 1		
		24	96300-06025-07	BOLT, FLANGE, 6X25.....	2 2		
		25	98200-31000	FUSE, BLADE (10A).....	4 4		
		26	98200-32000	FUSE, BLADE (20A).....	2 2		

I 10

F - 28

Frame body



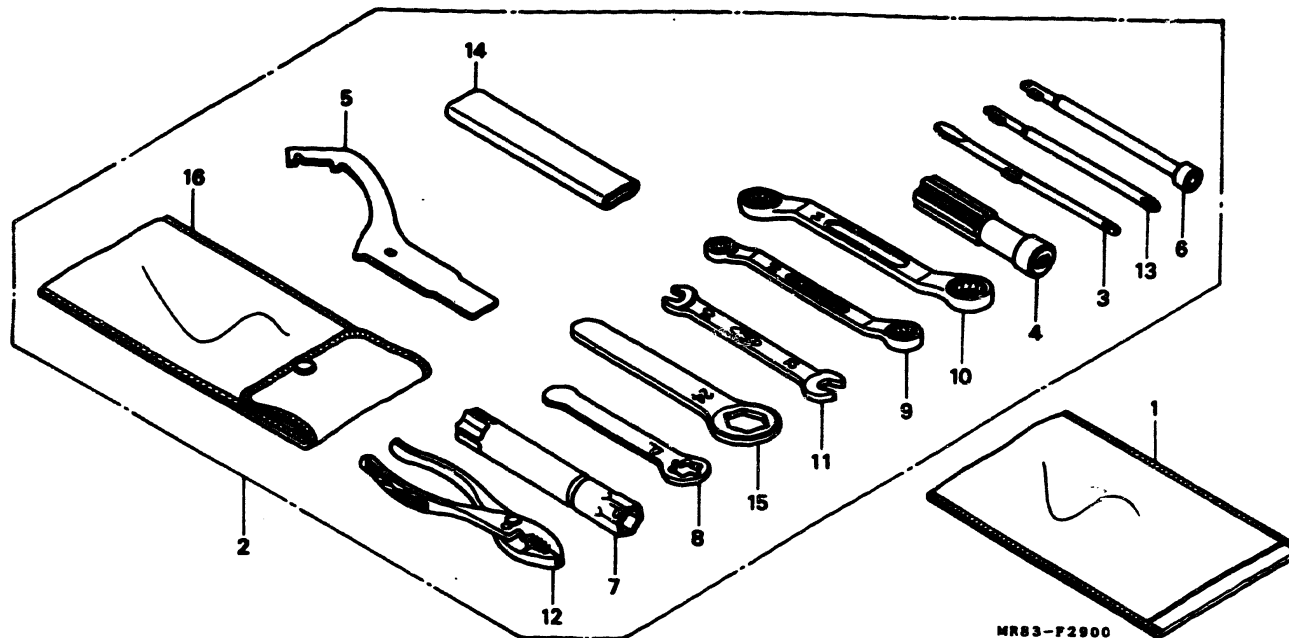
MR83-F2800B

Service item	F.R.T.	Ref. No.	Part No.	Description	Reqd. No.		Serial No.	Area code
					VFR100R	1L 1M		
		21	90131-MR7-000	BOLT, FLANGE, 10X40.....	3	3		
		22	90131-MR8-000	BOLT, FLANGE, 10X50.....	1	1		
		23	90134-MR8-000	BOLT, FLANGE, 10X60.....	1	1		
		24	90306-KA4-003	NUT, FLANGE, 12MM.....	1	1		
		25	90310-MR7-000	NUT, LOCK, 22X2.0.....	2	2		
		26	90504-SB0-000	WASHER, PLAIN, 12MM.....	1	1		
		27	90650-KW3-000	BAND, WIRE.....	2	2		
		28	90690-GHB-651	CLIP, CABLE, 15MM.....	2	2		
		29	90690-GHB-661	CLIP, CABLE, 20MM.....	2	2		
		30	90690-GHB-671	CLIP, CABLE, 25MM.....	1	1		
		31	90841-001-000	SCREW, RIVET, 1.5X5.....	2	2		
		32	91309-ML7-003	O-RING, 9.6X2.6 (ARAI).....	4	4		
		33	94101-10700	WASHER, PLAIN, 10MM.....	2	2		
		34	94103-06000	WASHER, PLAIN, 6MM.....	2	2		
		35	95002-70000	CLIP C11, TUBE.....	2	2		
		36	95003-19013-31	TUBE, VINYL, 7X11X130.....	2	2		
		37	95014-62300	BAND B3, WIRE.....	2	2		
		* 38	96001-06020-07	BOLT, FLANGE, 6X20.....	4	4		
		39	96300-10035-07	BOLT, FLANGE, 10X35.....	2	2		
		40	96500-06016-00	BOLT, FLANGE, 6X16.....	2	2		
		41	96500-10025-00	BOLT, FLANGE, 10X25.....	4	4		

11

F-29

Tools



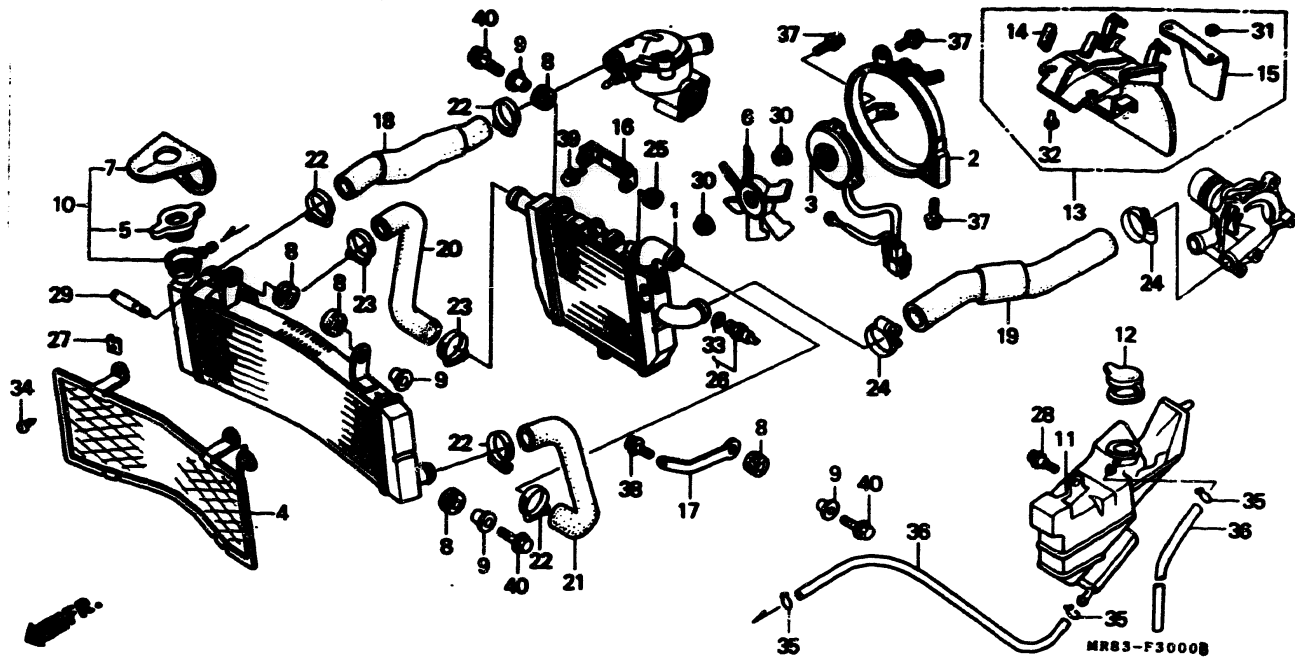
MR83-F2900

Service item	F.R.T.	Ref. No.	Part No.	Description	Reqd. No. VFR/QR JL JN	Serial No.	Area code
		1	77251-342-000	BAG, SERVICE BOOK.....	1 1		
		2	89010-MR8-000	TOOL SET.....	1 1		
		3	89102-538-000	SHAFT, SCREW DRIVER.....	1 1		
		4	89103-538-000	GRIP.....	1 1		
		5	89201-MR8-000	SPANNER, PIN.....	1 1		
		6	89211-KJ2-000	WRENCH, BOX, 8MM.....	1 1		
		7	89216-MR8-000	WRENCH, PLUG (13).....	1 1		
		8	89217-MR8-000	HANDLE, PLUG WRENCH.....	1 1		
		9	89227-461-000	WRENCH, EYE, 10X12.....	1 1		
		10	89228-MR8-000	WRENCH, EYE, 14X17.....	1 1		
		11	99001-10120	SPANNER, 10X12.....	1 1		
		12	99002-13500	PLIERS, 135.....	1 1		
		13	99003-20000	DRIVER 2, PLUS SCREW (NO.3)...	1 1		
		14	99006-12000	HANDLE, EYE WRENCH, 120MM.....	1 1		
		15	99006-24000	WRENCH, EYE, 24MM.....	1 1		
		16	99008-02000	BAG, TOOL, 200MM.....	1 1		

1 12

F-30

Radiator



Service item	F.R.T.	Ref. No.	Part No.	Description	Reqd. No.	Serial No.	Area code
					VFR/IL/3M		
RADIATOR COMP.....	0.9	1	19010-MR8-003	RADIATOR COMP.....	1 1		
SHROUD COMP.....	0.7	2	19015-MR8-003	SHROUD COMP.....	1 1		
FAN, COOLING		3	19030-MR8-013	MOTOR ASSY., FAN.....	1 1		
MOTOR ASSY., FAN.....	0.8	4	19032-MR8-000	GRILLE, RADIATOR UPPER.....	1 1		
RADIATOR ASSY., UPPER		5	19037-KV3-003	CAP COMP.....	1 1		
THERMOSWITCH ASSY.							
TANK, RESERVE.....	0.3	6	19040-MF5-751	FAN, COOLING.....	1 1		
HOSE, UPPER RADIATOR.....	0.6	7	19040-MR8-000	RUBBER, RADIATOR CAP GUARD....	1 1		
HOSE, LOWER RADIATOR		8	19051-KA3-830	RUBBER, RADIATOR MOUNTING.....	5 5		
HOSE, R. RADIATOR		9	19052-KA3-830	COLLAR, RADIATOR MOUNTING.....	4 -		
HOSE, L. RADIATOR			19052-KV3-830	COLLAR, RADIATOR MOUNTING.....	- 4		
		10	19100-MR8-003	RADIATOR ASSY., UPPER (TOYO)..	1 1		
		11	19101-MR8-780	TANK, RESERVE.....	1 1		
		12	19104-MB0-700	CAP, RESERVE TANK.....	1 1		
		13	19130-MR8-000	GUARD COMP., HEAT.....	1 1		
		14	19131-MR8-300	RUBBER, HEAT GUARD.....	2 2		
		15	19132-MR8-300	RUBBER B, HEAT GUARD.....	1 1		
		16	19134-MR8-000	STAY, RADIATOR UNDER (A).....	1 1		
		17	19135-MR8-600	STAY, UNDER RADIATOR.....	1 1		
		18	19500-MR8-000	HOSE, UPPER RADIATOR.....	1 1		
		19	19501-MR8-000	HOSE, LOWER RADIATOR.....	1 1		
		20	19502-MR8-000	HOSE, R. RADIATOR (B).....	1 1		
		21	19503-MR8-000	HOSE, L. RADIATOR (B).....	1 1		
		22	19505-ML3-770	CLAMPER, WATER HOSE.....	4 4		
		23	19506-KS6-700	CLAMP, WATER HOSE (B).....	2 2		
		24	19516-ML7-700	CLAMP, HOSE.....	2 2		

1991.05.01

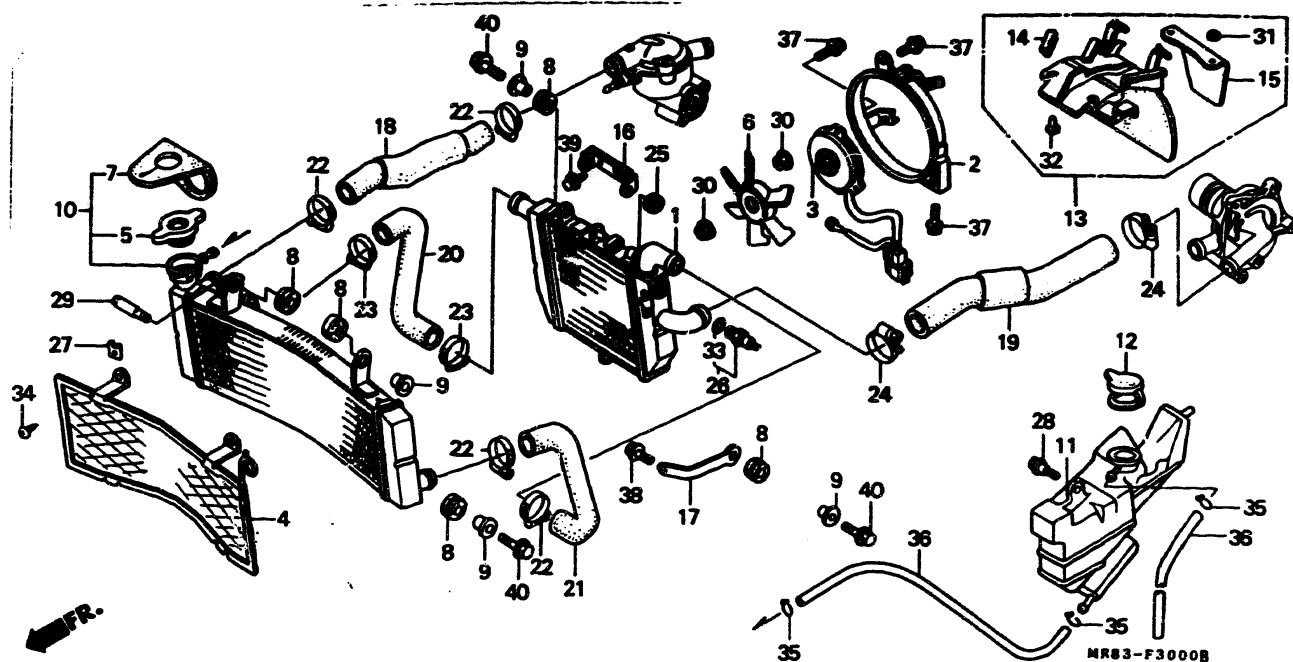
E

I12

I 13

F-30

Radiator

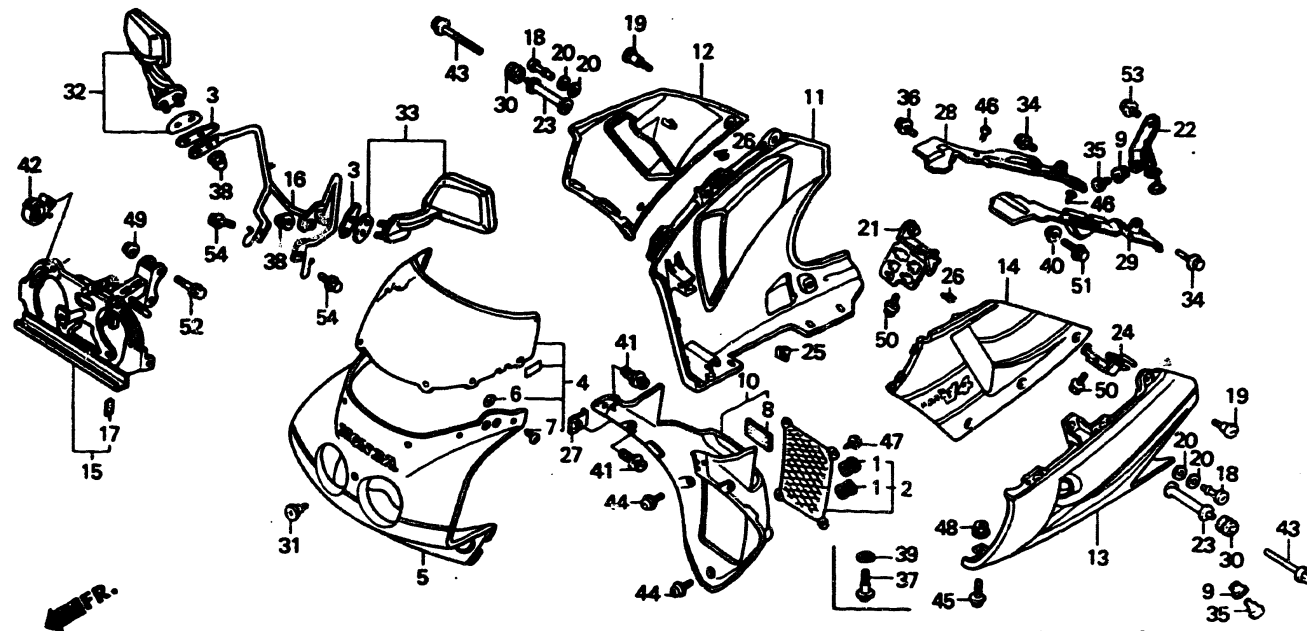


Service item	F.R.T.	Ref. No.	Part No.	Description	Reqd. No.		Serial No.	Area code
					VFR	IL JM		
		25	36043-657-000	GROMMET, WIRE HARNESS.....	1	1		
		26	37760-MR1-003	THERMOSWITCH ASSY.....	1	1		
		27	66871-KY2-700	NUT, UPPER COWL.....	4	4		
		28	90111-ZB5-000	BOLT, FLANGE, 6MM.....	1	1		
		29	90119-ML7-000	BOLT, SPECIAL, 6X22.....	1	1		
		30	90315-MK3-003	NUT, SERRATE, 5MM.....	4	4		
		31	90407-952-300	WASHER, SPECIAL, 6MM.....	2	2		
		32	90899-422-610	PLUG, CONE TYPE.....	2	2		
		33	91307-611-000	O-RING, 13.5X1.4.....	1	1		
		34	93903-24180	SCREW, TAPPING, 4X8.....	4	4		
		35	95002-50000	CLIP C9, TUBE.....	3	3		
		36	95005-50870-30	TUBE, 5X870.....	2	2		
		37	96001-06010-00	BOLT, FLANGE, 6X10.....	3	3		
		38	96001-06012-00	BOLT, FLANGE, 6X12.....	1	1		
		39	96001-06014-00	BOLT, FLANGE, 6X14.....	1	1		
		40	96001-06022-00	BOLT, FLANGE, 6X22.....	3	3		

14

F-31

Cowl



MR83-F3100C

Service item	F.R.T.	Ref. No.	Part No.	Description	Reqd. No. VFR400R JL JM	Serial No.	Area code
SCREEN SET, WIND.....	0.5	1	16613-883-610	GROMMET, CHOKE ROD.....	2 2		
.STAY COMP., UPPER COWL MAIN		2	19031-MR8-010	GRILLE COMP., LOWER RADIATOR..	1 1		
COWL ASSY., FR. UPPER.....	0.6	3	61312-MR8-010	RUBBER, BACK MIRROR MOUNTING..	2 2		
COWL, INNER HALF.....	0.3	4	64110-MR8-600	SCREEN SET, WIND (WL).....	1 -		
COWL ASSY., LOWER.....	0.4		64110-MR8-740	SCREEN SET, WIND (WL).....	- 1		
(ONE OR ALL)		5	64202-MR8-600ZA	COWL ASSY., FR. UPPER			
LID ASSY., COWL SIDE.....	0.1		64202-MR8-740ZA	COWL ASSY., FR. UPPER (WL) *NH196/TYPE1*	1 -		
(ONE OR ALL)				*NH196/R134/TYPE4*	- 1		
.SUB STAY, UPPER COWL		6	64206-MJ0-000	NUT, SPEED, 4MM.....	6 6		
		7	64206-ML0-700	PIN, SCREEN SETTING.....	6 6		
		8	64233-MR7-300	PROTECTOR, HOSE.....	1 1		
		9	64246-MJ4-670	RUBBER, FAIRING MOUNTING.....	2 2		
		10	64270-MR8-000ZA	COWL, INNER HALF *NH196*.....ROSS WHITE	1 1		
		11	64351-MR8-600ZA	COWL ASSY., R. LOWER (WL) *NH196/TYPE1*	1 -		
			64351-MR8-740ZA	COWL ASSY., R. LOWER (WL) *NH196/PB200/TYPE4*	- 1		
		12	64356-MR8-600ZA	LID ASSY., R. COWL SIDE (WL) *NH196*.....ROSS WHITE	1 -		
			64356-MR8-740ZA	LID ASSY., R. COWL SIDE (WL) *NH196/PB200/TYPE4*	- 1		
		13	64361-MR8-600ZA	COWL ASSY., L. LOWER (WL) *NH196/TYPE1*	1 -		
			64361-MR8-740ZA	COWL ASSY., L. LOWER (WL) *NH196/PB200/TYPE4*	- 1		

Color chart for lower cowl assy. (VFR400R2B)

	MAIN BODY COLOR	PART COLOR	COLOR LABEL CODE
TYPE 1	Ross white	Ross white/ Fighting red	NH196K

(VFR400R2B)

	MAIN BODY COLOR	PART COLOR	COLOR LABEL CODE
TYPE 4	Ross white	Ross white/ Dakar blue	NH196H

(VFR400R2B)

	MAIN BODY COLOR	PART COLOR	COLOR LABEL CODE
TYPE 1	Ross white	Ross white/ Wisteria blue	NH196K

1991.05.01

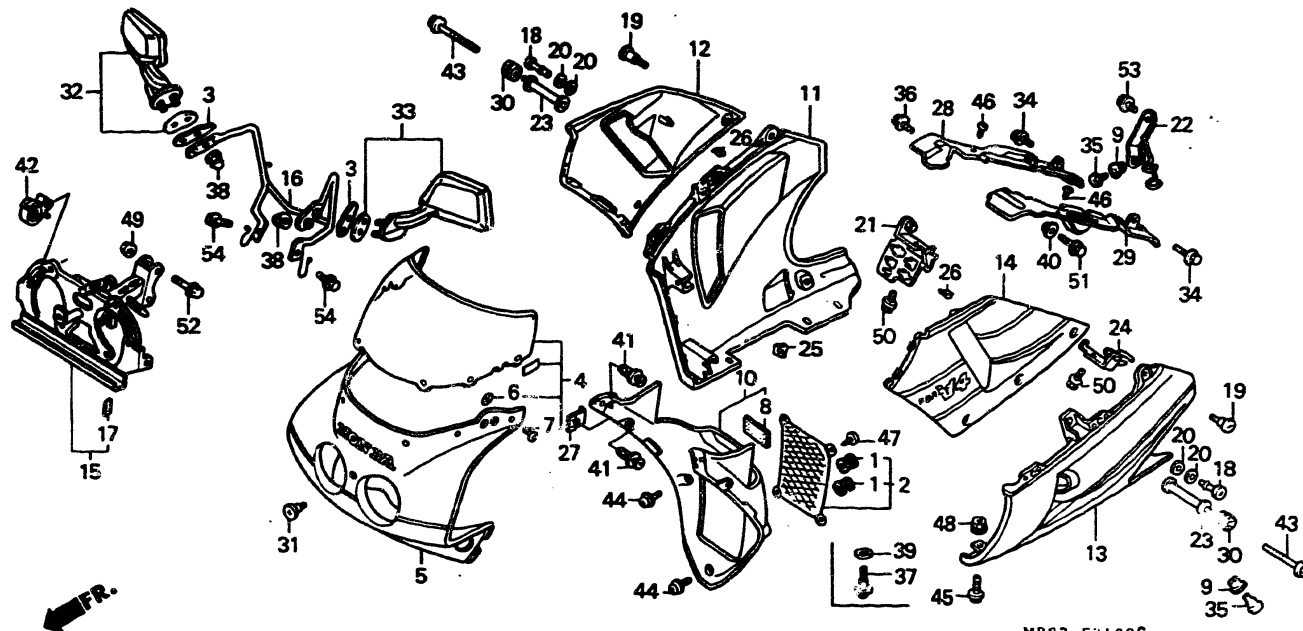
E

I14

15

F-31

Cowl



MR83-F3100C

Service item	F.R.T.	Ref. No.	Part No.	Description	Reqd. No. VFR10R 1L JM	Serial No.	Area code
Color chart for cowl side lid Assy. (VFR400R1)							
	MAIN BODY COLOR	PART COLOR	COLOR LABEL CODE				
TYPE 1	Ross white	Ross white/ Wistana blue/ Fighting red	NH196K				
Color chart for cowl side lid Assy. (VFR400R2)							
	MAIN BODY COLOR	PART COLOR	COLOR LABEL CODE				
TYPE 4	Ross white	Ross white/ Pakar blue	NH196H				
14		64366-MR8-600ZA	LID ASSY., L. COWL SIDE (WL) *NH196*.....ROSS WHITE	1	-		
		64366-MR8-740ZA	LID ASSY., L. COWL SIDE (WL) *NH196/PB200/TYPE4*	-	1		
15		64501-MR8-600	STAY COMP., UPPER COWL MAIN...	1	1		
16		64505-MR8-000	SUB STAY, UPPER COWL.....	1	1		
17		64505-MT4-300	RUBBER, OIL COOLER MOUNTING...	2	2		
18		64508-ML7-920	STUD, 6X14.....	4	-		
		64507-MN4-000	STUD, 6X14.....	-	4		
19		64508-MR8-000	BOLT, COWL SETTING.....	2	2		
20		64509-KE8-700	RETAINER, 6MM.....	8	8		
21		64510-MR8-000	STAY, R. COWL SIDE.....	1	1		
22		64515-MR8-000	STAY COMP., R. RR. LOWER COWL.	1	1		
23		64517-MR8-000	COLLAR, COWL SETTING.....	2	2		
24		64520-MR8-000	STAY, L. COWL SIDE.....	1	1		
25		64527-KY2-700	NUT, CLIP, 4MM.....	3	3		
26		64527-MR8-780	NUT, PLATE, 4MM.....	2	2		
27		64528-MR8-780	PLATE, 6MM.....	2	2		
28		64590-MR8-000	PANEL, R. INNER.....	1	1		
29		64595-MR8-000	PANEL, L. INNER.....	1	1		
30		66101-HA7-670	GROMMET, FR. FENDER SETTING...	2	2		
31		83641-MR8-000	BOLT, COWL SETTING (A).....	1	1		
32		86110-MR8-600ZA	MIRROR, R. BACK *NH1*.....BLACK	1	1		

1991.05.01

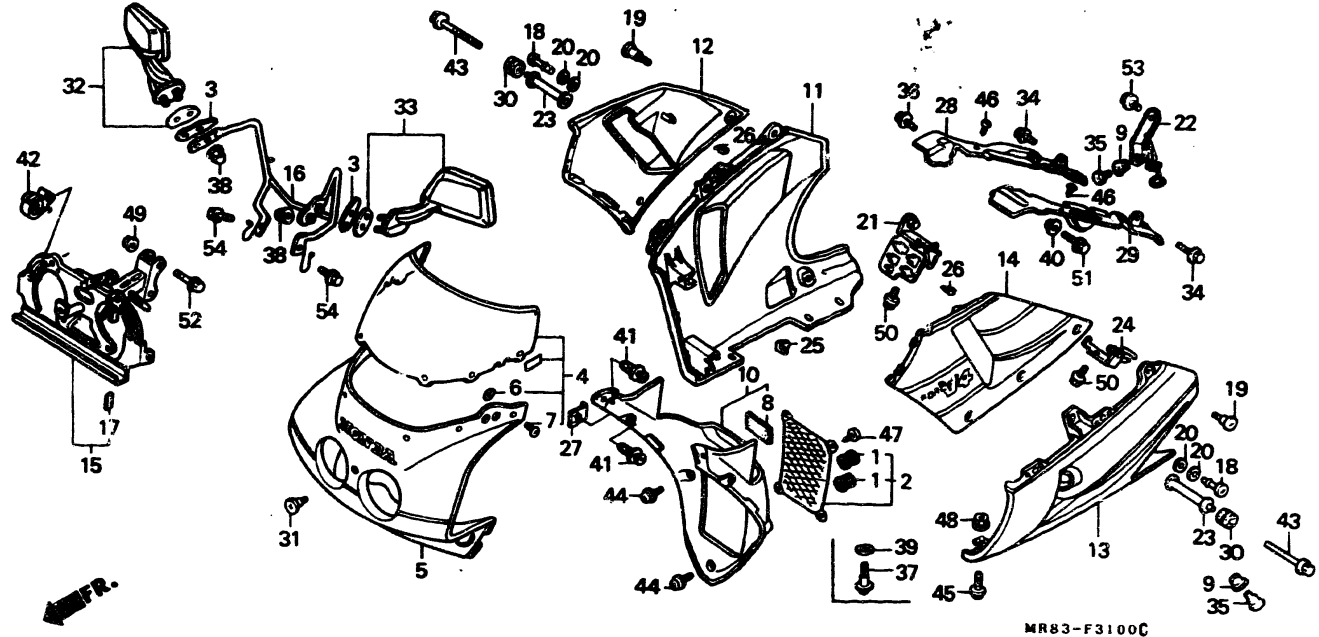
E

115

I 16

F-31

Cowl



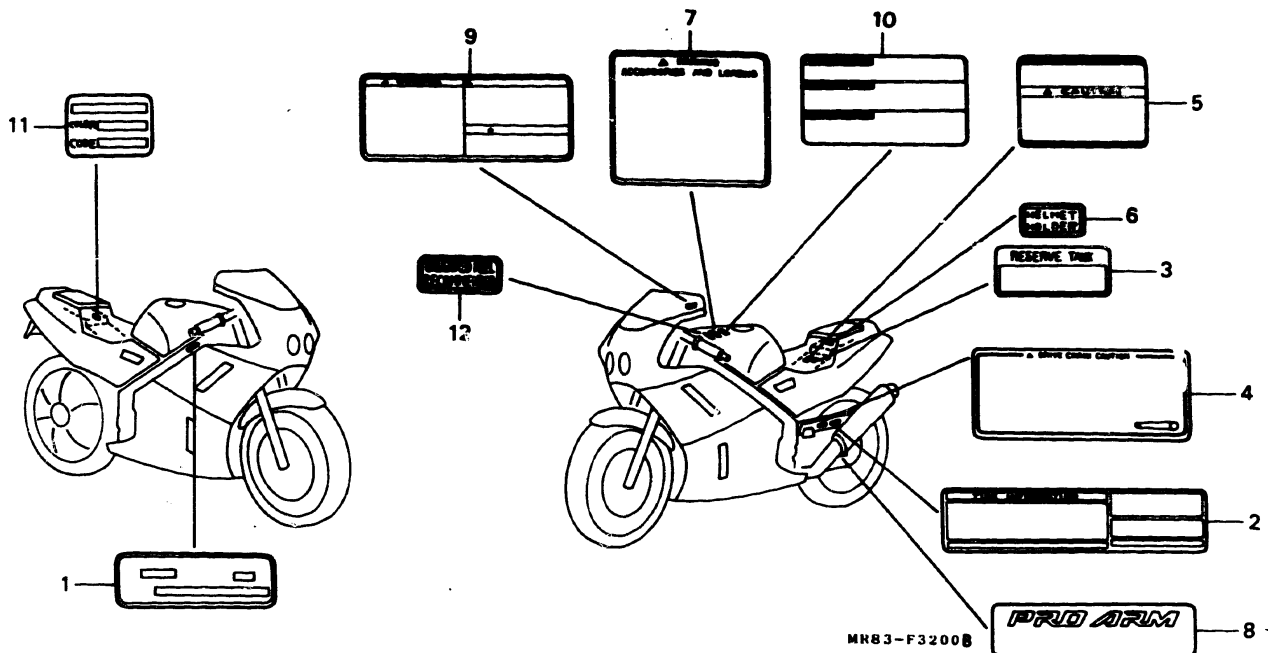
MR83-F3100C

Service item	F.R.T.	Ref. No.	Part No.	Description	Reqd. No. VFR100R 3L 3M	Serial No.	Area code
		33	88120-MR8-600ZA	MIRROR, L. BACK *NH1*.....BLACK	1 1		
		34	90111-187-000	BOLT, FLANGE, 6MM.....	2 2		
		35	90112-ML7-920	SCREW, FAIRING SETTING.....	2 2		
		* 36	90113-GE4-000	BOLT, FLANGE, 6MM (BLACK).....	1 1		
		38	90201-428-900	NUT, CAP, 6MM.....	4 4		
		40	90522-170-700	COLLAR, GEARSHIFT LEVER SETTING	1 1		
		41	90683-GR1-003	CLIP, BODY COVER.....	4 4		
		43	93404-06060-07	BOLT-WASHER, 6X60.....	2 2		
		44	93891-04014-07	SCREW-WASHER, 4X14.....	3 3		
		45	93894-05012-10	SCREW-WASHER, 5X12.....	4 4		
		46	93903-24280	SCREW, TAPPING, 4X10.....	2 2		
		47	93903-24380	SCREW, TAPPING, 4X12.....	4 4		
		48	94050-05000	NUT, FLANGE, 5MM.....	4 4		
		49	94050-08070	NUT, FLANGE, 8MM.....	2 2		
		50	95701-06016-00	BOLT, FLANGE, 6X16.....	2 2		
		51	95701-06032-00	BOLT, FLANGE, 6X32.....	1 1		
		52	96400-08030-07	BOLT, FLANGE, 8X30.....	2 2		
		53	96500-06012-07	BOLT, FLANGE, 6X12.....	1 1		
		54	96500-06016-07	BOLT, FLANGE, 6X16.....	2 2		

J 1

F-32

Caution label



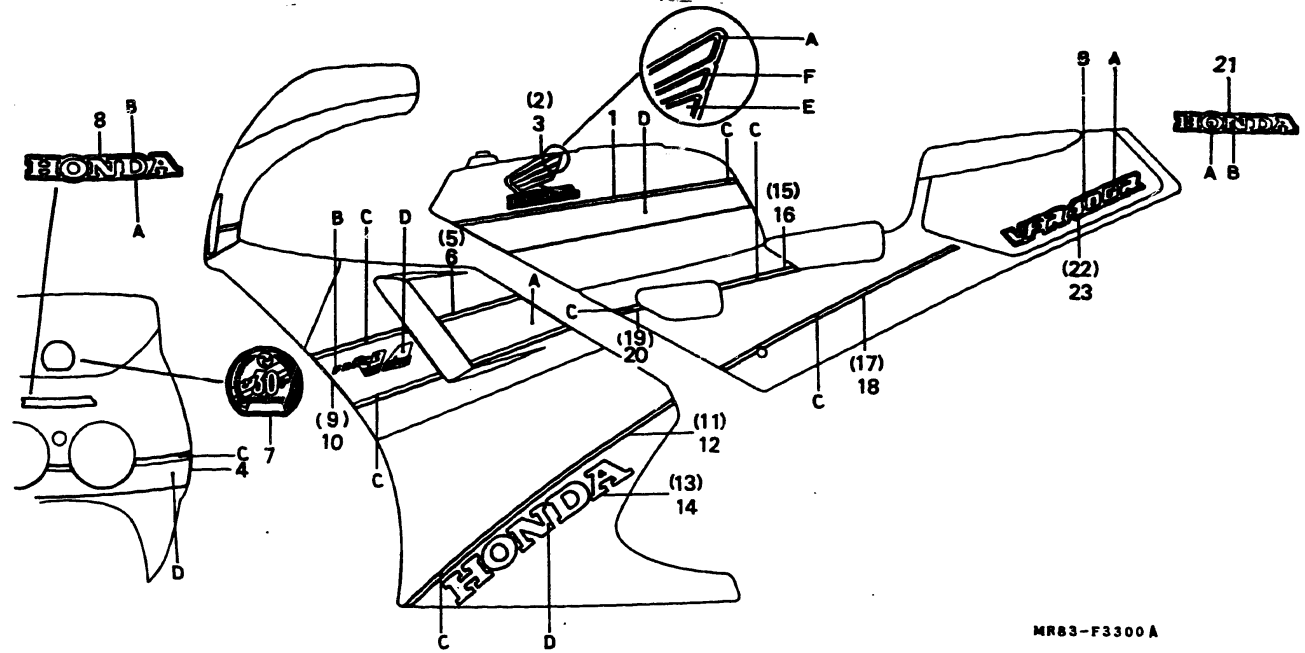
MR83-F3200B

Service item	F.R.T.	Ref. No.	Part No.	Description	Reqd. No. VFR100R 3L 3M	Serial No.	Area code
		*	1	87507-MR8-601	PLATE, REGISTERED NUMBER.....	1 1	
			2	87505-MR8-600	LABEL, TIRE.....	1 1	
			3	87507-MB4-670	LABEL, RESERVE TANK.....	1 1	
			4	87507-MR8-600	MARK, DRIVE CHAIN CAUTION.....	1 1	
			5	87508-MT2-300	LABEL, RADIATOR.....	1 1	
			6	87511-KR3-600	LABEL, HELMET HOLDER.....	1 1	
			7	87512-MR8-600	LABEL, ACCESSORIES & LOADING..	1 1	
			8	87521-MLO-731	LABEL, SWING ARM.....	1 1	
			9	87522-MT2-300	LABEL, WINDSHIELD.....	1 1	
			10	87560-ME9-670ZA	MARK, DRIVE CAUTION *TYPEG*...	1 1	
			11	87565-MR8-600ZA	LABEL, COLOR *TYPE1* (NH196K)..	1 -	
				87565-MR8-740ZA	LABEL, COLOR *TYPE1* (NH196)..	- 1	
			12	87586-MR6-670ZA	LABEL, FUEL *TYPEG*.....	1 1	

J 2

F - 33

Stripe-Mark
(VFR400R3L)



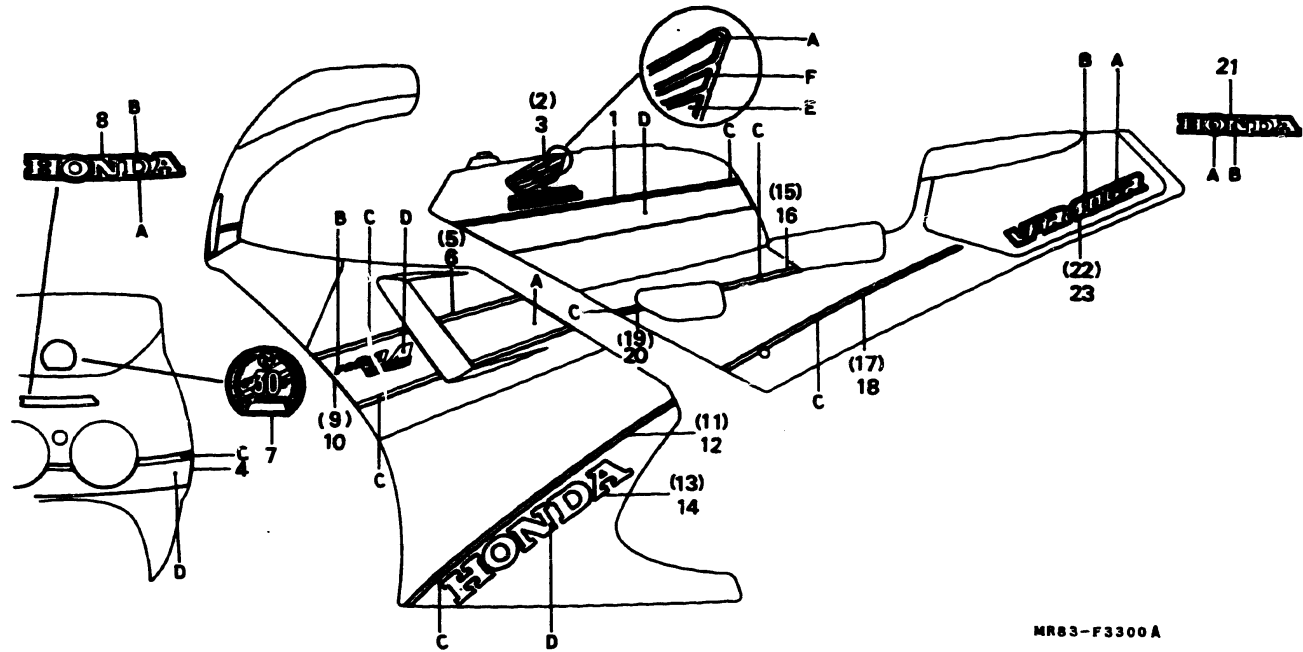
MR83-F3300A

Service item	F.R.T.	Ref. No.	Part No.	Description	Reqd. No.		Serial No.	Area code
					VFR400R	JL JM		
		1	17508-MR8-300ZA	STRIPE, FUEL TANK *TYPE1*.....	1	-		
		2	17531-MR8-300ZA	MARK, R. FUEL TANK *TYPE1*....	1	-		
		3	17532-MR8-300ZA	MARK, L. FUEL TANK *TYPE1*....	1	-		
		4	64217-MR8-300	STRIPE, UPPER COWL.....	1	-		
		5	64221-MR8-300	STRIPE, R. COWL LID (B).....	1	-		
		6	64222-MR8-300	STRIPE, L. COWL LID (B).....	1	-		
		7	64224-KY4-660	MARK, THIRTIETH ANNIVERSARY...	1	-		
		8	64226-MR8-300ZA	MARK A, UPPER COWL *TYPE1*....	1	-		
		9	64228-MR8-300	STRIPE, R. COWL LID (A).....	1	-		
		10	64229-MR8-300	STRIPE, L. COWL LID (A).....	1	-		
		11	64271-MR8-300ZA	STRIPE, R. LOWER COWL *TYPE1*..	1	-		
		12	64272-MR8-300ZA	STRIPE, L. LOWER COWL *TYPE1*..	1	-		
		13	64273-MR8-300ZA	MARK, R. LOWER COWL *TYPE1*...	1	-		
		14	64274-MR8-300ZA	MARK, L. LOWER COWL *TYPE1*...	1	-		
		15	77216-MR8-300ZA	STRIPE, R. SIDE COWL (A) *TYPE1*	1	-		
		16	77217-MR8-300ZA	STRIPE, L. SIDE COWL (A) *TYPE1*	1	-		
		17	77219-MR8-300	STRIPE, R. SIDE COWL (B).....	1	-		
		18	77220-MR8-300	STRIPE, L. SIDE COWL (B).....	1	-		
		19	77221-MR8-300ZA	STRIPE, R. SIDE COWL (D) *TYPE1*	1	-		
		20	77222-MR8-300ZA	STRIPE, L. SIDE COWL (D) *TYPE1*	1	-		
		21	77226-MR8-300ZA	MARK B, RR. COWL *TYPE1*..... 1991.05.01 E	1	-		

J 3

F-33

Stripe-Mark
(VFR400R3L)



MR83-F3300A

Service item

F.R.T.

Ref. No.

Part No.

Description

Reqd. No.
VFR400R
1L 1M

Serial No.

Area code

22	77230-MR8-300ZA	MARK, R. SIDE COWL *TYPE1*....	1	-
23	77231-MR8-300ZA	MARK, L. SIDE COWL *TYPE1*....	1	-

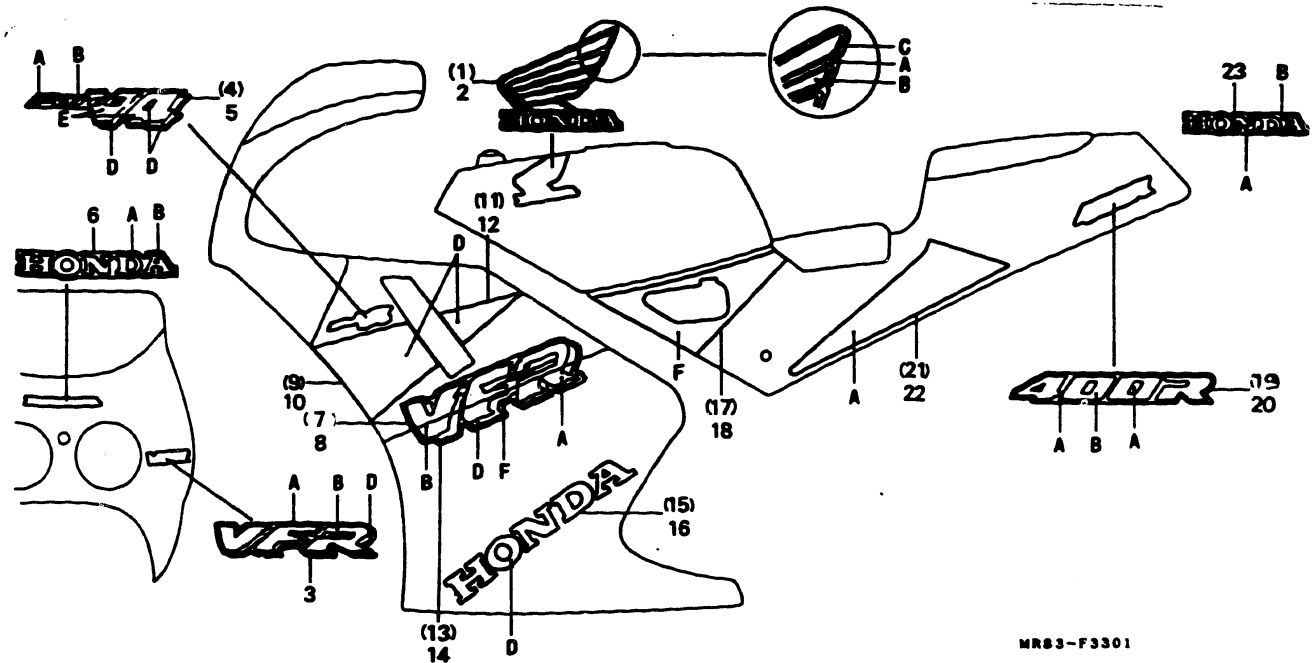
Color chart for mark and stripe (VFR400R3L)

Position		A	B	C	D	E	F
Type	Main color						
Type 1	Ross white (NH196)	Ross white	Fighting red	Gold	Dark blue	Red	Gold M

J 4

F-33-1

Stripe Mark
(VFR400R3M)



MR83-F3301

Service item	F.R.T.	Ref. No.	Part No.	Description	Reqd. No. VFR/HR JL JM	Serial No.	Area code
		1	17531-MR8-780ZA	MARK, R. FUEL TANK *TYPE4*....	- 1		
		2	17532-MR8-780ZA	MARK, L. FUEL TANK *TYPE4*....	- 1		
		3	64217-MR8-780ZA	MARK B, UPPER COWL *TYPE4*....	- 1		
		4	64221-MR8-780ZA	MARK, R. COWL LID (A) *TYPE4*..	- 1		
		5	64222-MR8-780ZA	MARK, L. COWL LID (A) *TYPE4*..	- 1		
		6	64226-MR8-780ZA	MARK A, UPPER COWL *TYPE4*....	- 1		
		7	64228-MR8-780ZA	MARK, R. COWL LID (B) *TYPE4*..	- 1		
		8	64229-MR8-780ZA	MARK, L. COWL LID (B) *TYPE4*..	- 1		
		9	64230-MR8-780ZA	STRIPE, R. COWL LID (A) *TYPE4*	- 1		
		10	64231-MR8-780ZA	STRIPE, L. COWL LID (A) *TYPE4*	- 1		
		11	64232-MR8-780ZA	STRIPE, R. COWL LID (B) *TYPE4*	- 1		
		12	64233-MR8-780ZA	STRIPE, L. COWL LID (B) *TYPE4*	- 1		
		13	64271-MR8-780ZA	MARK, R. LOWER COWL (A) *TYPE4*	- 1		
		14	64272-MR8-780ZA	MARK, L. LOWER COWL (A) *TYPE4*	- 1		
		15	64273-MR8-780ZA	MARK, R. LOWER COWL (B) *TYPE4*	- 1		
		16	64274-MR8-780ZA	MARK, L. LOWER COWL (B) *TYPE4*	- 1		
		17	77216-MR8-780ZA	STRIPE, R. SIDE COVER (A) *TYPE4*	- 1		

1991.05.01

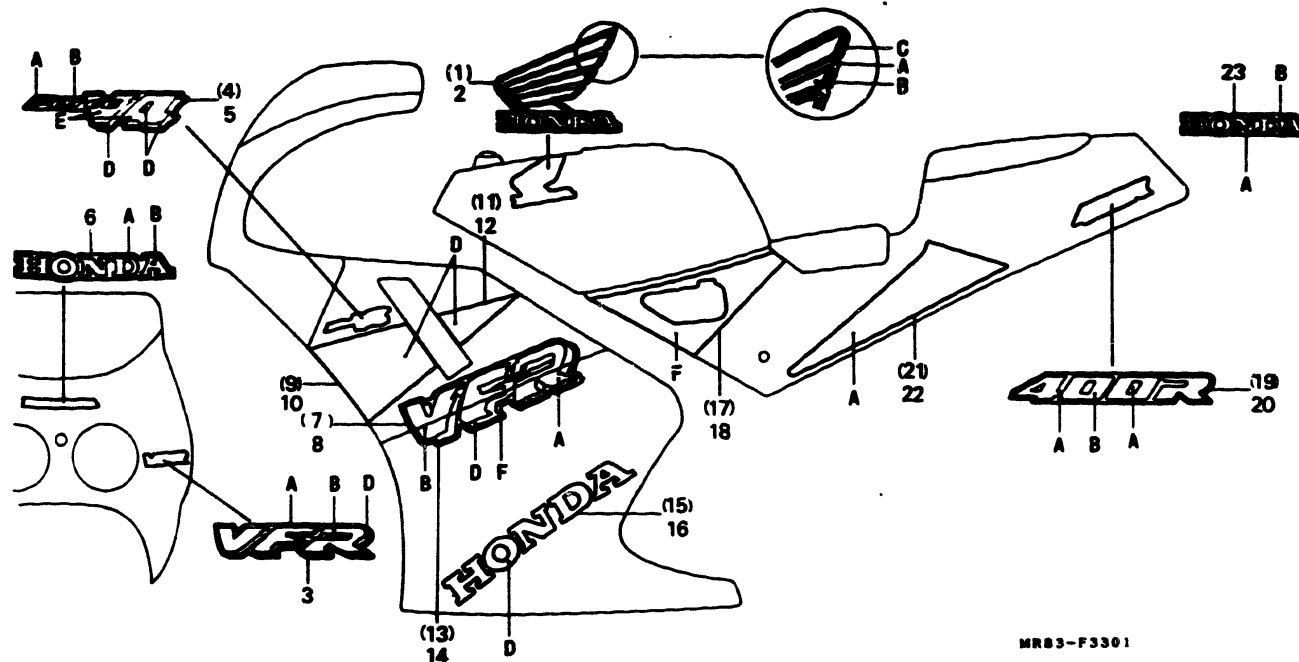
E

J4

J 5

F-33-1

Stripe-Mark
(VFR400R3M)



MR8-F3301

Service item	F.R.T.	Ref. No.	Part No.	Description	Reqd. No. VFR10R JL JN	Serial No.	Area code
		18	77217-MR8-780ZA	STRIPE, L. SIDE COVER (A) *TYPE4*	- 1		
		19	77219-MR8-780ZA	MARK, R. SIDE COVER *TYPE4*...	- 1		
		20	77220-MR8-780ZA	MARK, L. SIDE COVER *TYPE4*...	- 1		
		21	77221-MR8-780ZA	STRIPE, R. SIDE COVER (B) *TYPE4*	- 1		
		22	77222-MR8-780ZA	STRIPE, L. SIDE COVER (B) *TYPE4*	- 1		
		23	77226-MR8-300ZA	MARK B, RR. COWL *TYPE1*.....	- 1		

Color chart for mark and stripe (VFR400R3M)

		Position					
Type	Main color	A	B	C	D	E	F
Type 4	Ross white (NH196)	Fighting red	Ross white	Gold metallic	Seychell night blue	Seed silver metallic	Dakar blue

K 1

PART NO. INDEX

Part No.	Address No.											
			12332-MLO-721	F1	14903-KT7-000	D7	14931-KT7-003	D9	14960-KT7-000	D11	16019-MR8-003	E12
			12391-MR8-000	D1	14903-KT7-003	D7	14932-KT7-000	D9	14960-KT7-003	D11	16026-MR8-003	E12
				F1	14904-KT7-000	D7	14932-KT7-003	D9	14961-KT7-000	D11	16027-MLO-004	E12
			13000		14904-KT7-003	D7	14933-KT7-000	D9	14961-KT7-003	D11	16029-MBO-671	E12
					14905-KT7-000	D7	14933-KT7-003	D9	14962-KT7-000	D11	16029-MR8-003	E12
					14905-KT7-003	D7	14934-KT7-000	D9	14962-KT7-003	D11	16031-MLO-721	E12
			13011-MR8-000	E6	14906-KT7-000	D7	14934-KT7-003	D9	14963-KT7-000	D11	16035-ML7-004	E12
			13101-MR8-010	E6	14906-KT7-003	D7	14935-KT7-000	D9	14963-KT7-003	D11	16037-MR8-600	E15
			13111-MR8-000	E6	14907-KT7-000	D7	14935-KT7-003	D9	14964-KT7-000	D11	16046-MG9-681	E15
		06000	13111-122-000	D14	14907-KT7-003	D7	14936-KT7-000	D9	14964-KT7-003	D11	16047-KE7-003	E12
			13112-MLO-720	E6	14908-KT7-000	D7	14936-KT7-003	D9	14965-KT7-000	D11	16047-ML7-004	E15
		061A1-MR8-600	13210-MLO-020	F1	14908-KT7-003	D7	14937-KT7-000	D9	14965-KT7-003	D11	16050-MR8-003	E12
		061B1-MR8-000	13213-MLO-000	F2	14909-KT7-000	D7	14937-KT7-003	D9	14966-KT7-003	D11	16050-MR8-600	E15
			13217-KM3-000	E6	14909-KT7-003	D7	14938-KT7-000	D9	14966-MR8-000	D11	16052-KG4-003	E12
		11000	13210-MLO-020	E6	14910-KT7-000	D7	14938-KT7-003	D9	14967-KT7-003	D11	16053-MBO-671	E12
			13224-MLO-003	E6	14910-KT7-003	D7	14939-KT7-000	D9	14967-MR8-000	D11	16053-MG9-004	E12
		11000-MR8-600	13225-MLO-003	E5	14911-KT7-000	D7	14939-KT7-003	D9	14968-KT7-003	D11	16080-MBO-671	E12
		11210-MLO-721	13226-MLO-003	E3	14911-KT7-003	D7	14940-KT7-000	D9	14968-MR8-000	D11	16080-MLO-004	E12
		11315-MLO-000	13234-MLO-003	E3	14912-KT7-000	D7	14940-KT7-003	D9	14968-MR8-000	D11	16081-ML7-004	E12
			13235-MLO-003	F2	14912-KT7-003	D7	14941-KT7-000	D9	14969-MR8-000	D11	16090-ML7-004	E12
		11331-MR8-000	13236-MLO-003	D12	14913-KT7-000	D7	14941-KT7-003	D9			16100-MR8-600	E12
		11332-ML7-000	13310-MR8-000	D12	14913-KT7-003	D7	14942-KT7-000	D9			16100-MR8-740	E12
		11340-MR8-600	13314-KE7-013	D16	14914-KT7-000	D7	14942-KT7-003	D9	15000		16101-MR8-600	E12
		11394-MLO-000	13315-KE7-013	D12	14914-KT7-003	D7	14943-KT7-000	D9	15100-MLO-720	E3	16101-MR8-740	E12
			13316-KE7-013	F2	14915-KT7-000	D7	14943-KT7-003	D9	15131-MLO-000	D13	16102-MR8-600	E12
		11631-MR8-000	13323-MLO-721	D16	14915-KT7-003	D7	14944-KT7-000	D9	15134-KE8-010	E3	16102-MR8-740	E12
		11632-ML7-000	13324-MLO-721	D16	14916-KT7-000	D8	14944-KT7-003	D9	15140-MLO-003	E3	16103-MR8-600	E12
			13325-MLO-721	F2	14916-KT7-003	D8	14945-KT7-000	D10	15151-MLO-000	E3	16103-MR8-740	E13
		11636-MLO-000		D15	14917-KT7-000	D8	14945-KT7-003	D10	15153-MLO-000	E3	16104-MR8-600	E13
			14000	F2	14917-KT7-003	D8	14946-KT7-000	D10	15154-425-000	E3	16104-MR8-740	E13
		11641-MR8-300		D15	14918-KT7-000	D8	14946-KT7-003	D10			16107-MLO-721	E15
			14110-MR8-000		14918-KT7-003	D8	14947-KT7-000	D10	15220-MR8-000	E3	16111-MR8-600	E15
		12000	14120-MR8-000		14919-KT7-000	D8	14947-KT7-003	D10	15330-MLO-000	D2	16119-MR8-003	E13
			14130-MR8-000		14919-KT7-003	D8	14948-KT7-000	D10			16120-MR8-003	E13
		12011-MR8-305	14140-MR8-000	D2	14920-KT7-000	D8	14948-KT7-003	D10	15331-MR8-000	D2	16134-MR8-003	E13
			14410-MR8-000	D4	14920-KT7-003	D8	14949-KT7-000	D10			16141-MR8-003	E13
		12012-MR8-305	14420-MR8-000	D2	14921-KT7-000	D8	14949-KT7-003	D10	15410-MM9-003	E3	16142-MR8-003	E13
			14446-MR8-300	D4	14921-KT7-003	D8	14950-KT7-000	D10	15510-MLO-000	E3	16144-MR8-003	E13
		12204-MLO-305	14447-MR8-003	D2	14922-KT7-000	D8	14950-KT7-003	D10	15521-MLO-700	E3	16145-MR8-003	E13
			14448-MR8-003	D4	14922-KT7-003	D8	14951-KT7-000	D10	15531-MLO-700	E3	16151-MR8-600	E15
		12205-MR8-300	14451-MR8-000	D2	14923-KT7-000	D8	14951-KT7-003	D10	15600-MR8-600	I9	16151-MR8-640	E15
			14611-MR8-000	D4	14923-KT7-003	D8	14952-KT7-000	D10	15650-MR8-000	D12	16163-MB3-671	E13
		12206-MLO-305	14642-MR8-000	D2	14924-KT7-000	D8	14952-KT7-003	D10	15710-MR8-600	I9	16165-MR8-600	E15
			14711-MR8-000	D4	14924-KT7-003	D8	14953-KT7-000	D10	15715-MR8-600	I9	16165-MR8-640	E15
		12208-MLO-721	14721-MR8-000	D6	14925-KT7-000	D8	14953-KT7-003	D10	15720-MR8-600	I9	16178-MBO-671	E15
			14751-MR8-003	F1	14925-KT7-003	D8	14954-KT7-000	D10	15725-MR8-600	I9	16179-ML4-651	E13
		12209-MLO-722	14751-MR8-004	D6	14926-KT7-000	D8	14954-KT7-003	D10			16179-MR8-003	E13
			14761-MR8-003	F1	14926-KT7-003	D8	14955-KT7-000	D10	16000		16180-KY6-004	E13
		12210-MR8-000	14761-MR8-004	D2	14927-KT7-000	D8	14955-KT7-003	D10			16188-MR8-003	E13
		12220-MR8-000	14771-MR8-000	D4	14927-KT7-003	D8	14956-KT7-000	D10	16010-MR8-003	E15	16188-MR8-750	E13
		12251-MR8-601	14775-MR8-000	D2	14928-KT7-000	D8	14956-KT7-003	D10	16011-MR8-003	E15	16198-MR8-003	E13
			14777-MR8-000	D4	14928-KT7-003	D8	14957-KT7-000	D10	16013-KE8-004	E15	16198-MR8-600	E13
			14781-MLO-720	F1	14929-KT7-000	D8	14957-KT7-003	D10	16015-MLO-014	E15	16199-MR8-003	E13
		12311-MR8-000	14901-KT7-000	D1	14929-KT7-003	D8	14958-KT7-000	D10	16015-MR8-003	E15	16199-MR8-600	E13
		12321-MR8-000	14901-KT7-003	D1	14930-KT7-000	D7	14958-KT7-003	D10	16016-MLO-721	E15	16211-MLO-720	D2
		12331-MR8-000	14902-KT7-000	D1	14930-KT7-003	D7	14959-KT7-000	D10	16017-MLO-721	E12	16214-MBO-000	D4
		12332-MLO-721	14902-KT7-003	D1	14930-KT7-003	D7	14959-KT7-003	D11	16018-MLO-721	E12		

PART NO. INDEX

Part No.	Address No.	18000	19508-MNO-000	E11	24000	30754-MR8-000	I7	33420-MR8-600	I3
		18291-MR8-000	F1	I11				33430-MR8-600	I3
			H10	I12	24211-MJ8-000			33450-MR7-600	I3
		18291-216-000	F1	E11	24212-MR8-000			33450-MR8-740	I3
			H10	E11	24212-MV4-000			33451-MV8-900	I3
		18293-MNO-000	H10	E11	24213-MJ8-000		31100-MR8-601	D15	33455-MR7-600
		18300-MR8-600	H10	E11	24261-MLO-000		31110-MR8-601	D15	33491-MJO-003
		18300-MR8-601	H10	E11	24261-MLO-720		31120-MR8-781	D15	33600-MR8-600
		18301-MR8-780	H10	E11	19526-MLO-000		31200-MR8-008	E2	33601-MB6-003
16219-KE7-010	D2	18320-MR8-003	H10	E11	19535-MLO-720		31200-MR8-018	E2	33605-MR8-600
	D4	18330-MR8-003	H10	G8	19902-865-780		31201-KS5-901	E2	33650-MR8-600
16613-883-610	I14	18350-MR8-000	H10				31202-MR8-008	E2	33655-MR8-600
16950-MR8-013	H5	18373-MLO-000	H10	22000	24315-HAO-000		31204-KS5-901	E2	33691-MB2-003
16950-MR8-023	H5	18374-MLO-000	H10		24321-KT8-010		31205-MN4-008	E2	33701-MR8-601
16953-449-751	H5	18391-310-000	H10	22100-MLO-010	24322-MM4-000		31206-KW1-901	E2	33705-MR7-601
16955-MR8-000	H5	18420-MR8-003	H10	22116-MJ8-000	24324-KA3-710		31207-KS5-901	E2	33705-MR8-010
16956-MR8-000	H5	18421-KE8-000	H10	22120-MR8-010	24325-KA3-710		31500-HB7-744	I6	33706-MR8-010
16958-KY6-003	H5	18422-KE8-000	H10	22131-MR8-010	24326-KT7-000		31600-MR8-601	I7	33707-MJO-003
16960-ME9-000	H5			22141-MR8-000	24328-MR7-010		31700-124-003	I7	33707-MR8-000
16961-MR8-000	H5			22151-MR8-000	24329-KA3-740		31700-124-008	I7	33710-MR8-003
16963-KY6-000	H5			22201-MR8-000	24329-KT7-000				33720-MR8-600
		19000		22321-KE8-000	24430-MR7-000				33721-MK5-611
17000		19010-MR8-003	I12	22351-MR8-013	24434-MR7-000				33721-MM8-610
		19015-MR8-003	I12	22352-MR8-003	24435-MR7-000		32000		33722-MB1-013
17210-MR8-010	H9	19030-MR8-013	I12	22366-MR8-000	24610-MR7-000		32100-MR8-600	I7	33725-MR7-600
17221-MR8-010	H9	19031-MR8-010	I14	22425-MR8-003	24651-MR7-000		32401-MR8-000	I6	33727-MR8-671
17222-MR8-010	H9	19032-MR8-000	I12	22440-MR8-000	24652-035-000		32411-MK3-300	I6	33729-MB1-003
17230-MR8-010	H9	19037-KV3-003	I12	22446-MR8-000	24655-MR7-000		32414-MLO-000	I6	33741-MC7-612
17230-MR8-020	H9	19040-MF5-751	I12	22710-MLO-780	24700-MR8-000	H11	32416-MLO-000	I6	
17233-MR8-300	H9	19040-MR8-000	I12	22815-MLO-780	24702-MR8-000	H11	32419-MLO-000	I6	
17253-KT8-000	H9	19051-KA3-830	I9	22821-MR8-000	24705-KV3-000	H11	32601-MR8-000	I6	
17369-KB4-670	H9			22850-MR8-000	24705-MR7-000	H11	32905-MR8-000	D1	
17506-MR8-010ZA	H5	19052-KA3-830	I9	22852-MLO-780	24710-MR8-000	H11			34000
17508-MR8-300ZA	J2			22870-MR8-010	24724-422-000	H11			34901-MC7-601
17511-KV3-000	H5	19052-KV3-830	I9	22880-MR8-000					34904-634-611
17513-MR8-000	H5				28000				34906-447-711
17520-MR8-780ZA	H5			23000	28110-MJ8-000	D14	33100-MR8-600	G1	34908-MG9-951
17531-MR8-300ZA	J2	19100-MR8-003	I12		28115-MR8-000	D14	33101-MR8-600	G1	34908-634-611
17531-MR8-780ZA	J4	19101-MR8-780	I12	23103-MLO-010	28120-MR8-000	D14	33105-MR8-000	G1	
17532-MR8-300ZA	J2	19104-MBO-700	I12	23211-MR8-000	28125-426-000	D14	33106-MR8-000	G1	35000
17532-MR8-780ZA	J4	19130-MR8-000	I12	23212-KE7-000	28126-323-000	D14	33107-KY2-701	G1	35010-MR8-000
17611-ML7-000	H5	19131-MR8-300	I12	23220-MR8-000	28130-MR8-000	D14	33107-MR7-003	G1	35010-MR8-020
17613-GF6-000	H5	19132-MR8-300	I12	23421-MR8-000	28333-300-000	H12	33108-MR7-003	G1	35100-MR8-007
17620-MR7-007	H5	19134-MR8-000	I12	23431-MR8-000			33109-MR7-003	G1	35100-MR8-027
17620-MR7-017	H5	19135-MR8-600	I12	23441-MR8-000	30000		33150-MR8-600	G1	35101-MR8-007
17625-MLO-003	H5	19200-MLO-720	D16	23442-KY2-000	30300-MR8-003	D14	33151-MR8-600	G1	35121-KW3-771
17630-MLO-000	H5	19221-MR8-000	D16	23451-MR8-000	30302-ML7-000	D12	33155-MR8-000	G1	35122-KW3-771
17631-MLO-003	H5	19226-KE7-000	D16	23462-KY2-000			33170-MR8-600	G1	35130-MR8-780
17724-102-700	H9	19300-ML7-003	E11	23481-MR8-000			33190-MR8-600	G1	35200-MR8-780
17910-MR8-000	G4	19311-MR8-000	E11	23491-MR8-600	30400-MR8-600	I7	33301-SAO-741	G1	35211-443-760
17920-MR8-000	G4	19315-MR8-000	E11	23492-KY2-000	30405-MR8-780	I2	33400-MR7-600	I3	
17950-MR8-000	G4	19500-MR8-000	I12	23501-MR8-600	30406-MR8-000	I2	33400-MR8-740	I3	
17961-KV3-700	G4	19501-MR8-000	I12	23511-MR8-000	30510-KT7-013	I7	33401-MB5-003	I3	35330-413-003
17962-KV3-700	G4	19502-MR8-000	I12	23512-KY2-000	30516-MR8-000	I7	33401-MV8-900	I3	35340-MA5-671
17963-KV3-700	G4	19503-MR8-000	I12	23521-MR8-000	30520-MLO-000	I7	33405-MR7-600	I3	35350-MR8-000
17964-MR8-000	G4	19505-ML3-770	I12	23801-KY2-005	30751-MR8-000	I7	33406-MB2-601	I3	35357-KW7-900
		19506-KS6-700	I12		30752-MR8-000	I7	33406-MB2-671	I3	35500-MJ4-014
					30753-MR8-000	I7	33407-MB2-003	I3	35500-MJ4-024

PART NO. INDEX

Part No.	Address No.													
			40000		43504-MB2-006	G16	45202-KV3-701	G13	50603-GS9-010	H12	52452-KB7-003	H16		
					43511-MR7-006	G16	45202-MR8-006	G13	50606-MR8-000	H12	52455-MM5-003	H16		
			405B3-MR8-005	H15	43512-MR8-006	G16	45203-MG3-016	G14	50612-KV3-700	H12	52456-KB7-003	H16		
			40510-MR8-780	H15	43513-MB4-672	G16		H1	50617-445-840	H12	52460-MR8-000	H16		
			40512-MR8-000	H15	43516-HA2-000	G6	45209-GE2-006	G14	50630-MR8-000	H12	52462-MLO-000	H16		
					43517-KS6-701	G6		H1	50640-MR8-000	H12	52463-KV3-000	H16		
			41000		43520-MB2-305	G16	45209-166-006	G14	50644-445-840	H12	52463-MJ0-000	H16		
					43530-KV3-701	G16	45215-GE2-016	G14	50660-KV3-700	H12	52470-MR8-000	H16		
			41201-MR7-000	H3			45215-KA3-732	H1	50670-KV3-700	H12	52486-KZ3-003	H16		
					44000		45500-MR8-006	G6	50700-MR8-003	H12	52486-ML7-003	H16		
			42000				45503-KV3-006	G6	50711-MR8-000	H12	52496-MR8-003	H16		
					44301-KV3-700	G15	45504-410-003	G6	50712-MR8-000	H12				
			42300-MR8-000	H3	44311-KV3-700	G15	45505-KV3-006	G6	50718-KT7-761	H12	53000			
			42302-MR8-000	H3	44311-MR1-000	G15	45511-KV3-016	G6	50720-KT7-760	H12				
			42500-MR8-000	H3	44312-KV3-700	G15	45512-KV3-70	G6	50730-KT7-760	H12	53100-MR8-000	G8		
			42603-MR8-000	H3	44620-MR7-000	G15	45513-KV3-006	G6			53104-MR8-000	G8		
			42605-MR8-000	H3	44620-MV4-000	G15	45514-KV3-006	G6	51000		53141-KT8-710	G4		
			42606-MR8-000	H3	44650-MR8-305ZA	G15		G16			53150-MR8-000	G8		
			42621-MR8-000	H3	44710-MR8-601	G15	45517-166-006	G4	51400-MR8-601ZA	G11	53165-KT8-710	G4		
			42650-MR8-305ZA	H3	44800-MR7-003	G2		G6	51400-MR8-601ZB	G11	53166-KT8-710	G4		
			42704-MB0-000	G15	44808-MR7-013	G2	45518-KV3-006	G6	51401-MR8-781	G11	53167-KY1-003	G4		
				H3	44830-MR8-000	G2	45520-KV3-006	G6	51402-MS2-003	G11	53168-KY1-003	G4		
							45520-300-000	G16	51403-KF0-003	G11	53170-KV0-006	G6		
							45521-MJ6-006	G16	51405-MB4-003	G11	53171-MJ4-701	G7		
							45530-KV3-305	G6	51410-MR8-781	G11	53172-KT8-710	G4		
							45550-MR8-006	G6	51412-MB4-003	G11	53172-KV0-006	G7		
									51414-MN5-003	G11	53177-KV0-006	G7		
									51415-MM8-003	G11	53178-KV3-000	G4		
									51415-MS2-003	G11	53179-KV0-006	G7		
									51421-MR8-003ZA	G11	53180-KV0-006	G7		
									51421-MR8-003ZB	G11	53181-KV0-006	G7		
									51430-MR8-781	G11	53185-KV0-006	G7		
									51432-MS2-003	G11	53192-329-690	G4		
									51447-KA4-711	G11	53200-MR8-000	G9		
									51454-KV3-781	G11	53203-MR8-300	G9		
									51486-MR8-000	H12	53214-MR7-003	G9		
									51490-MN8-305	G11	53214-MR8-003	G9		
									51496-MR7-003	G11	53221-MR8-000	G9		
									51500-MR8-601ZA	G11	53232-MR7-000	G8		
									51500-MR8-601ZB	G12	53300-MR8-000ZA	G8		
									51521-MR8-003ZA	G12				
									51521-MR8-003ZB	G12	61000			
											61100-MR8-000ZB	G10		
											61102-KY2-710	G10		
											61103-KY2-710	G10		
											61103-357-000	I2		
											61104-428-000	I2		
											61312-MR8-010	I14		
											64000			
											64110-MR8-600	I14		
											64110-MR8-740	I14		
											64121-MLO-730	H15		
											64122-MR8-010	H5		
											64123-MR8-010	H5		

Part No.	Address No.	64510-MR8-000	I15	83551-GE2-000	I2	89217-MR8-000	I11	90112-ML7-920	I16	90316-MR8-000	H4
		64515-MR8-000	I15	83603-MR8-780ZA	H7	89227-461-000	I11	90113-GE4-000	I16	90321-MR8-000	G4
		64517-MR8-000	I15	83604-KV3-770ZC	H7	89228-MR8-000	I11	90113-MR7-000	H3	90355-469-000	H15
		64520-MR8-000	I15	83604-MR8-000ZA	H7			90113-MR8-000	I2	90380-MB2-000	I4
		64527-KY2-700	H7	83604-MR8-780ZA	H7	90000		90113-438-000	G4	90402-KE8-000	D13
			I15	83606-198-900	I2			90114-MA5-671	G7	90402-MR8-000	D11
		64527-MR8-780	I15	83607-MR8-300	H7	90001-GHB-610	D16	90114-MR7-000	H3	90403-KE7-000	E7
		64528-MR8-780	I15	83611-MR8-000ZA	H8	90001-MR8-000	D2	90115-MR8-000	I9	90403-MF2-010	E7
		64590-MR8-000	I15	83611-MR8-780ZA	H8			90116-KY6-000	H6	90405-MLO-000	D14
		64595-MR8-000	I15	83612-MR8-300	H8	90002-MLO-000	D4	90116-383-721	G12		D15
64136-ML7-600	I4	64630-KK4-000	G10	83613-MR8-300	H8	90003-KN8-730	I9	90118-ML7-000	G16	90407-952-300	I13
64202-MR8-600ZA	I14			83615-MR8-000	H8	90004-ML7-000	D2	90119-ML7-000	I13	90432-121-000	D13
64202-MR8-740ZA	I14	66000		83641-MR8-000	H8			90119-MR8-000	I9	90441-706-000	D11
64206-MJO-000	I14				I15	90007-371-004	E5	90120-MR8-000	H3		F1
64206-MLO-700	I14	66101-HA7-670	I15	83711-MR8-000ZA	H8	90010-MR8-000	H11	90122-MN4-008	E2	90443-MB0-000	E5
64217-MR8-300	J2	66871-KY2-700	I13	83711-MR8-780ZA	H8	90011-MR8-003	D2	90124-ML7-000	H2		E10
64217-MR8-780ZA	J4			83715-MR8-000	H8			90125-MR8-000	I9		F2
64221-MR8-300	J2	77000				90014-MLO-000	D11	90126-MR8-000	H2	90446-430-000	E8
64221-MR8-780ZA	J4			84000			D14	90130-MR7-000	I9	90451-KY2-000	E8
64222-MR8-300	J2	77100-MR8-003ZA	H7			90015-MLO-000	D15	90131-MR7-000	I10	90451-155-000	E10
64222-MR8-780ZA	J4	77150-MR8-003ZA	H7	84103-443-740	G2	90016-MLO-000	E5	90131-MR8-000	I10	90452-KE8-000	D13
64224-KY4-660	J2	77156-MR8-780	H7	84701-MR8-600	I2	90018-MA6-000	D2	90133-MR8-000	H14	90452-323-000	D2
64226-MR8-300ZA	J2	77160-MR8-780	H7					90134-MR7-000	G10		D4
64226-MR8-780ZA	J4	77205-MR8-600ZA	H7	86000		90019-MB0-000	D4	90134-MR8-000	I10	90453-360-000	E8
64228-MR8-300	J2	77210-MR8-600ZA	H7			90021-MM5-000	E3	90141-ML7-000	H9	90456-MA6-000	E8
64228-MR8-780ZA	J4	77211-ME4-000	H7	86150-MR8-300	G8		E3	90145-MR8-004	G7	90459-438-000	E8
64229-MR8-300	J2	77216-MR8-300ZA	J2			90037-422-003	H12	90145-MS9-611	G7	90461-KY2-000	E8
64229-MR8-780ZA	J4	77216-MR8-780ZA	J4	87000		90065-MR8-000	E7		G16	90461-MR8-000	D13
64230-MR8-780ZA	J4	77217-MR8-300ZA	J2			90071-MB0-000	H11	90148-MG9-771	G1	90462-KAZ-000	E8
64231-MR8-780ZA	J4	77217-MR8-780ZA	J5	87501-MR8-601	J1	90073-MR7-000	E2	90151-MB2-000	G8	90462-KY2-000	E8
64232-MR8-780ZA	J4	77219-MR8-300	J2	87505-MR8-600	J1	90073-MT4-000	H5	90152-MR8-000	H3	90463-ML7-000	D16
64233-MR7-300	I14	77219-MR8-780ZA	J5	87507-MB4-670	J1	90074-KV3-700	H5	90155-MR8-000	H15		E5
64233-MR8-780ZA	J4	77220-KY6-000	H7	87507-MR8-600	J1	90074-MT3-700	H6	90156-MR8-000	H15		F2
64246-MJ4-670	I14	77220-MR8-300	J2	87508-MT2-300	J1	90074-MT4-000	H6	90157-ME9-000	H12	90465-MC4-000	H4
64270-MR8-000ZA	I14	77220-MR8-780ZA	J5	87511-KR3-600	J1	90100-KV3-700	G8	90158-ME9-000	H12	90485-MR7-000	E10
64271-MR8-300ZA	J2	77221-MR8-300ZA	J2	87512-MR8-600	J1	90100-MN8-910	G8	90161-ML7-000	G3	90488-MB0-000	E10
64271-MR8-780ZA	J4	77221-MR8-780ZA	J5	87516-MR7-721	H16	90101-KW3-000	H14	90191-KV0-000	H10	90501-KW3-000	H14
64272-MR8-300ZA	J2	77222-MR8-300ZA	J2	87521-MLO-731	J1	90102-KE5-000	D2	90201-415-000	G7	90501-MB0-000	D16
64272-MR8-780ZA	J4	77222-MR8-780ZA	J5	87522-MT2-300	J1		D4	90201-428-900	H15	90501-MR7-003	H4
64273-MR8-300ZA	J2	77225-MK4-000	H7	87560-ME9-670ZA	J1	90102-KY1-008	G3		I16	90504-SB0-000	I10
64273-MR8-780ZA	J4	77226-MR8-300ZA	J2	87565-MR8-600ZA	J1	90105-KN5-000	G15	90201-700-000	H11	90505-MR7-000	H12
64274-MR8-300ZA	J2			87565-MR8-740ZA	J1	90105-KV3-700	H12	90231-ML4-610	D13	90506-MR7-000	G9
64274-MR8-780ZA	J4	77230-MR8-300ZA	J3	87586-MR6-670ZA	J1	90105-MR8-000	G9	90301-GE0-000	H9	90511-MB2-000	G8
64351-MR8-600ZA	I14	77231-MR8-300ZA	J3			90106-MR7-000	G14	90301-MR8-000	H10	90522-170-700	I16
64351-MR8-740ZA	I14	77235-KV3-000	H7	88000		90106-MR8-000	H2	90301-473-003	G7	90543-MLO-720	D1
64356-MR8-600ZA	I14	77236-MR8-000	H7					90302-MR7-000	H11	90543-273-000	G12
64356-MR8-740ZA	I14	77251-342-000	I11	88110-MR8-600ZA	I15	90107-KV3-701	G14	90302-MR7-000	G9	90544-283-000	G12
64361-MR8-600ZA	I14			88120-MR8-600ZA	I16	90107-MR7-000	H10	90304-GE8-003	H16	90545-300-000	G7
64361-MR8-740ZA	I14	80000				90107-MR8-000	H16	90304-HB3-771	H10		G16
64366-MR8-600ZA	I15			89000		90108-MR8-000	H16	90305-KT8-000	G15		H6
64366-MR8-740ZA	I15	80100-MR8-600	I2			90109-MR7-000	H16	90305-MB4-003	H15	90551-MG7-000	H6
64501-MR8-600	I15	80103-MG2-000	H10	89010-MR8-000	I11	90110-MR7-000	G12	90305-MR8-000	G8	90556-KS3-900	I2
64505-MR8-000	I15	80111-MR8-780	I9	89102-538-000	I11	90110-MR8-000	H16	90306-KA4-003	I10	90559-MR8-000	H15
64505-MT4-300	I15			89103-538-000	I11	90111-MLO-730	H16	90306-MR8-000	H3	90601-MLO-000	E8
64507-MN4-000	I15	83000		89201-MR8-000	I11	90111-MR7-000	H15	90309-KF0-003	H3	90601-MR8-003	D13
64508-ML7-920	I15			89211-KJ2-000	I11	90111-MR7-000	H16	90309-MR8-003	H3	90601-107-000	E8
64508-MR8-000	I15	83511-HA2-670	H10	89216-MR8-000	I11	90111-2B5-000	I13	90310-MR7-000	I10	90605-MR7-000	G10
64509-KE8-700	I15					90111-187-000	I16	90315-MK3-003	I13	90650-KW3-000	I10




PART NO. INDEX

Part No.	Address No.	91257-KA3-711	G15	93000	94050-06000	I4	95701-06008-07	G9	96001-06032-00	D16
		91257-KA3-712	G15		94050-06070	I2	95701-06012-00	E10	96001-06032-07	D12
		91262-KW3-003	H14	93404-06060-07	I16	I4		I6		D15
		91262-MG7-005	I1	93500-03006-0G	G4	H10	95701-06012-07	E5		D16
		91284-MR7-003	H4	93500-04008-1A	E13	H12		G9	96001-06035-00	E11
		91301-MB0-000	E11	93500-04010-1A	E13	I16	95701-06012-08	I8	96001-06035-07	D16
			F2	93500-04012-1A	E13	H2	95701-06014-00	E4	96001-06040-00	E11
		91301-ML0-781	D16	93500-04032-0G	G5	H8	95701-06016-00	E8	96001-06040-07	D12
		91301-ML7-003	D12	93500-04045-0G	G5	I5		G5		E1
			F2	93500-05006-0G	D2	H13		I16	96001-06050-07	E1
90651-KV6-003	G4	91301-147-023	E11		D4	I10	95701-06016-07	G9	96001-06055-00	E11
	I7		F2	93500-05012-0A	H8	H13	95701-06022-07	D11	96001-06065-00	E1
90651-MA5-671	G7	91302-KE8-003	D12	93500-05020-0A	G5	I2	95701-06025-00	E4	96001-06070-07	E1
90651-ML0-731	H4		F2	93500-05020-0G	D2	I10	95701-06032-00	E4	96001-06080-07	E1
90652-ML0-731	H4	91302-MB0-013	D16	93500-05022-0A	I5	I2		I16	96001-06110-07	E1
90652-MR8-000	I7		F2	93500-06016-0G	G1	E4	95701-06032-07	E5	96100-62030-00	E8
90653-MR7-000	H4	91307-611-000	I13	93516-05025-0G	D2	F2	95701-06035-07	E5	96150-60040-10	G15
90656-MR7-000	H4	91309-MB0-003	E3		D4	I6	95701-06045-00	E10	96211-08000	H13
90683-GR1-003	I16		F2	93600-04050-1G	G7	H13	95701-06045-07	E5	96220-30085	D11
90690-GHB-651	I10	91309-ML7-003	E3	93700-04012-1G	I4	G16	95701-06045-08	D2	96220-40080	E10
90690-GHB-661	I10		I10	93700-05020-0G	G3	H13		D4	96300-06012-07	G7
90690-GHB-671	I10	91309-425-003	E2	93891-04012-07	H8	H2	95701-06050-00	E5		I2
90701-ML0-000	E3		F2	93891-04014-07	I16	E4	95701-06050-07	E5	96300-06016-07	I2
90702-MJ4-000	D2	91311-KE8-000	E11	93891-05010-07	I5	H4	95701-06060-08	D2	96300-06025-07	G7
	D4		F1	93891-05020-17	G7	D12		D4		H14
90841-001-000	I10	91311-MB0-003	E3	93891-05025-07	I5	D16	95701-06065-07	E5		I8
90899-422-610	I13		F2	93891-06012-07	G5	E4	95701-06080-00	E4	96300-10035-07	I10
		91311-MR7-003	G12	93892-04008-10	E13	E5	95701-06080-07	E5	96400-08030-07	I16
91000		91312-KE8-003	E11	93892-04016-10	E13	D2	95701-08014-08	D14	96500-06010-07	G3
			F1		E15	D4	95701-08028-00	H6		I4
91001-6G2-003	D16	91313-MB0-003	E3	93892-05012-10	E14	E5	95701-08045-07	E5	96500-06012-00	H13
91008-KE8-003	D13		F2	93892-05025-07	G5	D11	95701-08070-07	E5	96500-06012-07	H15
91008-374-003	E10	91313-393-003	E3	93893-04012-00	G3	D14	95701-08075-00	E5		I16
91014-969-003	E8		F2	93893-04012-18	G7	E10	95701-10080-07	E5	96500-06014-00	G16
91016-MR7-003	G9	91320-MB0-000	E2		G16	E10			96500-06016-00	I10
91021-ML0-721	E8		E11	93893-05018-07	H9	D11	96000		96500-06016-07	I16
91022-MR8-003	D14	91331-PC9-003	F1	93894-05012-10	I16	H15			96500-06025-00	I2
91023-MF2-711	E8		E11	93901-25320	I2	D13	96001-06010-00	I13	96500-10025-00	I10
91053-719-005	D16	91331-PC9-004	F1		I8		96001-06012-00	D15	96600-06012-07	G3
91054-MN8-741	G15		I1	93903-22310	G3			H6	96600-06028-07	G8
91059-KY2-711	G8	91351-KB7-003	G14	93903-24180	I13			H8		
91061-ML0-731	H4	91355-MG9-006	G12	93903-24280	H8			I13	98000	
91062-MR7-003	H4	91413-679-000	D1		I16	95001-75790-40	H9	D14		
91071-KV3-005	I1	91450-MR8-000	I7	93903-24380	H8	95002-02100	H6	I13	98049-58716	D3
91071-MR7-003	H15		D1		I16	95002-02120	E14	E11		D5
91072-MJ0-003	I1					95002-02130	H9	H8	98049-58726	D3
91072-MR7-003	H15					95002-35000	H6	I10		D5
91101-377-000	D14	92000		94000		95002-50000	I13	E11	98049-59716	D3
91104-KT7-000	E10					95002-70000	I10	I13		D5
91201-427-003	D16	92000-06008-0A	G12	94001-05000-0S	G3	95003-19013-31	I10	G5	98049-59726	D3
91202-MR7-003	H15	92101-05020-4J	I7	94001-06000-0S	G5	95005-14115-20	H9	G7		D5
91204-KE8-003	D16	92501-08025-0A	G12	94002-06020-0S	H11	95005-50870-30	I13	D16	98049-60716	D3
91204-MB0-013	E5	92800-12000	H12	94002-06080-0S	I6	95005-55430-20	H6	D1		D5
91205-KE8-003	E8	92900-06020-0E	E3	94002-08000-0S	G16	95005-55700-20	H6	E2	98049-60726	D3
91212-422-006	G7		D2	94021-04000-0S	I5	95012-17001	H6	D15		D5
	G16		D4	94021-10070-0S	H14	95014-62300	I2	E4	98200-31000	I8
91214-MR7-003	H15	92900-08032-0B	H12	94050-05000	I2	95015-83000	H13	D15	98200-32000	I8
91254-MM8-003	G12				I16					I8

K 6

PART NO. INDEX

Part No.	Address No.				
98200-33000	16				
99000					
99001-10120	I11				
99002-13500	I11				
99003-20000	I11				
99006-12000	I11				
99006-24000	I11				
99008-02000	I11				
99101-393-1200	E16				
99101-393-1220	E16				
99103-437-0350	E16				




PART NAME INDEX

F

Description	Address No.	Ref. No.	Description	Address No.	Ref. No.	Description	Address No.	Ref. No.
(A)								
ADJUSTER, R. HANDLE LEVER.....	G7	23	BEARING, NEEDLE, 12X18X12.....	D16	14	BOLT, FLANGE, 6MM.....	I16	34
ARM ASSY., CUSHION.....	H16	15	BEARING, NEEDLE, 17MM.....	E8	33	BOLT, FLANGE, 6X10.....	G3	32
ARM COMP., GEAR CHANGE.....	H11	5	BEARING, NEEDLE, 17X24X25.....	I1	27,		I4	28
ARM COMP., L. STEP.....	H12	11	BEARING, NEEDLE, 20X24X9.6.....	E8	34		I13	37
ARM COMP., R. STEP.....	H12	10	BEARING, NEEDLE, 26X30X17.....	D14	11	BOLT, FLANGE, 6X110.....	E1	30
ARM SET, SWING.....	H15	10	BEARING, RADIAL BALL, 20X37X9.....	H15	20	BOLT, FLANGE, 6X12.....	D15	10
ARM, VALVE ROCKER.....	D6	13	BEARING, RADIAL BALL, 5205.....	E8	32		D16	11
AXLE COMP., RR.....	H3	2	BEARING, RADIAL BALL, 6004.....	G15	13		E5	11
AXLE, FR. WHEEL.....	G15	3	BEARING, RADIAL BALL, 6004UU.....	G15	13		E10	32
			BEARING, RADIAL BALL, 6203.....	E8	37		G7	41
			BEARING, RADIAL BALL, 6903.....	D13	24		G9	17
			BEARING, RADIAL BALL, 6908LU.....	H4	28		H6	31
			BEARING, RR. AXLE NEEDLE.....	H4	29		H8	30
			BINDER.....	E13	26		H13	32
			BODY A, L. FR. CALIPER.....	G13	4		H15	24
			BODY A, R. FR. CALIPER.....	G13	15		I2	26
			BODY B, L. FR. CALIPER.....	G13	5		I6	15
			BODY B, R. FR. CALIPER.....	G13	16		I8	23
			BODY COMP., FRAME.....	I9	8		I13	38
			BODY, RR. CALIPER.....	H1	2		I16	53
			BOLT A, RR. ENGINE HANGER.....			BOLT, FLANGE, 6X14.....	D14	15
				LOWER	I9		E4	27
			BOLT B, RR. ENGINE HANGER.....				E11	18
				LOWER	I9		G16	24
			BOLT 2, STUD, 6X20.....	D2	19		I13	39
				D4	20	BOLT, FLANGE, 6X16.....	E8	36
			BOLT-WASHER, 6X12.....	E3	16		G5	31
				H12	19		G9	18
			BOLT-WASHER, 6X60.....	I16	43		H8	31
			BOLT, ADJUSTING.....	G7	26		I2	27
			BOLT, CAP, 8X25.....	H12	23		I10	40
			BOLT, CLUTCH CABLE ADJUSTING.....	G4	20		I16	50
			BOLT, CONNECTING ROD.....	E6	6	BOLT, FLANGE, 6X18.....	G10	5
			BOLT, COWL SETTING.....	H8	22	BOLT, FLANGE, 6X20.....	H11	12
				I15	19		I10	38
			BOLT, DISK, 6X17.....	G15	10	BOLT, FLANGE, 6X22.....	D11	29
			BOLT, DRAIN PLUG, 12MM.....	E3	23		E11	19
			BOLT, DRIVE PIN.....	H3	14		G5	32
			BOLT, FLANGE, 10X100.....	H16	21		G7	40
			BOLT, FLANGE, 10X12.....	E5	3		I13	40
			BOLT, FLANGE, 10X139.....	H2	28	BOLT, FLANGE, 6X25.....	D1	11
			BOLT, FLANGE, 10X25.....	I10	41		D16	21
			BOLT, FLANGE, 10X32.....	G9	12		E2	12
				H14	14		E4	29
			BOLT, FLANGE, 10X35.....	I9	20		G7	42
			BOLT, FLANGE, 10X40.....	I10	21		H14	18
			BOLT, FLANGE, 10X50.....	I10	22		I2	28
			BOLT, FLANGE, 10X57.....	H16	20		I8	24
			BOLT, FLANGE, 10X60.....	I10	23	BOLT, FLANGE, 6X28.....	D15	11
			BOLT, FLANGE, 10X80.....	E5	22		E4	31
			BOLT, FLANGE, 14X51.....	H15	13	BOLT, FLANGE, 6X32.....	D12	10
			BOLT, FLANGE, 6MM.....	H15	12		D15	13
				I2	15		D16	22
				I13	28		E4	29
(B)								
BAG, SERVICE BOOK.....	I11	1						
BAG, TOOL, 200MM.....	I11	16						
BALL, STEEL, #8.....	H13	31						
BAND B3, WIRE.....	I10	37						
BAND F, BATTERY.....	I2	25						
BAND, INSULATOR.....	D2	11						
	D4	12						
BAND, L. EX. PIPE.....	H10	10						
BAND, R. EX. PIPE.....	H10	9						
BAND, SUB TANK.....	H16	1						
BAND, TOOL BOX.....	I2	12						
BAND, WIRE.....	G4	23						
	I7	18						
	I10	27						
BAR ASSY., SIDE STAND.....	H14	2						
BAR, CHANGE.....	H11	13						
BAR, L. PILLION STEP.....	H12	17						
BAR, R. PILLION STEP.....	H12	16						
BASE COMP.....	I5	7						
BASE COMP., CONTACT.....	G8	5						
BASE, AIR CLEANER.....	E13	35						
BASE, CLEANER.....	E13	35						
BASE, L. WINKER.....	I3	11						
BASE, R. WINKER.....	I3	2						
BATTERY.....	I6	1						
BEARING A, CRANKSHAFT.....	E6	12						
BEARING A, FR. CONNECTING ROD.....	E6	9						
BEARING A, RR. CONNECTING ROD.....	E6	10						
BEARING B, CRANKSHAFT.....	E6	12						
BEARING B, FR. CONNECTING ROD.....	E6	9						
BEARING B, RR. CONNECTING ROD.....	E6	10						
BEARING C, CRANKSHAFT.....	E6	12						
BEARING C, FR. CONNECTING ROD.....	E6	9						
BEARING C, RR. CONNECTING ROD.....	E6	10						
BEARING, BALL, 16005.....	E10	28						
BEARING, HEAD PIPE.....	G9	15						
BEARING, NEEDLE.....	H15	19						
	I1	26						
BEARING, NEEDLE, 12X16X10.....	D16	15						


Description	Address No.	Ref. No.	Description	Address No.	Ref. No.	Description	Address No.	Ref. No.
BOLT, FLANGE, 6X32	E5	12	BOLT, PIN	H1	19	BULB	I5	13
	I16	51	BOLT, PIVOT ADJUSTING	H15	8	BULB, HEADLIGHT	G1	16
BOLT, FLANGE, 6X35	D16	24	BOLT, R. STEERING HANDLE LEVER			BULB, TAILLIGHT	I5	14
	E5	13	PIVOT	G7	29	BULB, WEDGE BASE	G2	1
	E11	20	BOLT, RR. AXLE	H3	3	BUSH, DAMPER LOWER	H16	7
BOLT, FLANGE, 6X40	D2	16	BOLT, RR. UPPER HANGER			BUSH, DAMPER UPPER	H16	8
	D4	17	ADJUSTING	I9	19	BUSH, GUIDE	G11	8
	D12		BOLT, SETTING	E2	5	BUSH, PIN	H1	21
	E1	25	BOLT, SOCKET, 10X130	H16	24	BUSH, SLIDER	G11	9
	E11	21	BOLT, SOCKET, 10X45	H14	13	BOLT, FR. FORK	G11	15
BOLT, FLANGE, 6X45	D2	24	BOLT, SOCKET, 10X52	H16	23			
	D4	24	BOLT, SOCKET, 10X70	H16	22	(C)		
	E5	14	BOLT, SOCKET, 4X21	H6	21	CABLE ASSY., SPEEDOMETER	G2	24
	E10	33	BOLT, SOCKET, 4X6	H5	20	CABLE COMP. A, THROTTLE	G4	1
BOLT, FLANGE, 6X50	E1	26	BOLT, SOCKET, 6X12	G3	33	CABLE COMP. B, THROTTLE	G4	2
	E5	15	BOLT, SOCKET, 6X20	G16	17	CABLE COMP., CHOKE	G4	3
BOLT, FLANGE, 6X55	E11	22		I9	16	CABLE COMP., CLUTCH	G4	8
BOLT, FLANGE, 6X60	D2	13	BOLT, SOCKET, 6X28	G8	21	CABLE, BATTERY EARTH	I6	8
	D4	14	BOLT, SOCKET, 7X48	G8	15	CABLE, SEAT LOCK	H7	5
BOLT, FLANGE, 6X65	E1	27	BOLT, SOCKET, 8MM	G8	14	CABLE, STARTER BATTERY	I6	2
	E5	17		G12	21	CABLE, STARTER MOTOR	I6	3
BOLT, FLANGE, 6X70	E1	28	BOLT, SOCKET, 8X18	H3	17	CALIPER ASSY., L. FR.	G13	3
BOLT, FLANGE, 6X77	D2	15	BOLT, SOCKET, 8X22	H12	21	CALIPER ASSY., R. FR.	G13	14
	D4	16	BOLT, SPECIAL, 10MM	E7	20	CALIPER ASSY., RR.	H1	1
BOLT, FLANGE, 6X8	G9	16	BOLT, SPECIAL, 6X22	I13	29	CAMSHAFT COMP., FR. EX.	D6	5
BOLT, FLANGE, 6X80	E1	29	BOLT, SPECIAL, 6X64	D2	12	CAMSHAFT COMP., FR. IN.	D6	3
	E4	30		D4	13	CAMSHAFT COMP., RR. EX.	D6	6
	E5	18	BOLT, SPROCKET	H3	16	CAMSHAFT COMP., RR. IN.	D6	4
BOLT, FLANGE, 8X14	D14	14	BOLT, STUD, 8X32	H12	24	CAP A, CONNECTING PIPE	E11	4
BOLT, FLANGE, 8X18	H2	26	BOLT, SWING ARM PIVOT	H15	5	CAP ASSY. 1, HIGH TENSION	I7	5
	H11	14	BOLT, TORQUE LINK	H2	27	CAP ASSY. 2, HIGH TENSION	I7	6
BOLT, FLANGE, 8X25	G14	21	BOLT, TORX	G14	22	CAP ASSY. 3, HIGH TENSION	I7	7
BOLT, FLANGE, 8X28	H6	30	BOLT, UBS, 10X35	D14	9	CAP ASSY. 4, HIGH TENSION	I7	8
BOLT, FLANGE, 8X30	I16	52		D15	8	CAP B, CONNECTING PIPE	E11	5
BOLT, FLANGE, 8X32	H10	17	BOLT, UBS, 8X75	E5	4	CAP COMP.	I12	5
BOLT, FLANGE, 8X35	H10	18	BOLT, UBS, 8X95	E5	5	CAP COMP., FUEL FILLER	H5	14
BOLT, FLANGE, 8X45	E5	19	BOOT	H1	22	CAP COMP., OIL CUP	G16	7
	G12	20	BOOT COMP.	G6	9	CAP, BLEEDER	G13	2
BOLT, FLANGE, 8X70	E5	20		G16	4		H1	11
BOLT, FLANGE, 8X75	E5	21	BOSS, ELBOW	G2	14	CAP, CHECK VALVE	H5	16
BOLT, FLANGE, 8X83	D2	14	BOSS, OIL FILTER	E3	15	CAP, DUST SEAL	H16	5
	D4	15	BOX ASSY., SPEEDOMETER GEAR	G2	22	CAP, OIL CUP	G6	13
	D11	24	BRACKET COMP., SEAT LOCK	H7	6	CAP, RESERVE TANK	I12	12
BOLT, FR. AXLE	G15	11	BRACKET, HANDLE LEVER	G4	18	CAP, STARTING CLUTCH ROLLER		
BOLT, HEAD COVER	D1	7	BRACKET, MAIN STEP	H12	5	SPRING	D14	6
BOLT, HEX., 5X20	I7	21	BRACKET, METER	G2	3	CAP, STEERING NUT	G8	11
BOLT, HEX., 6X8	G12	27	BRACKET, NUMBER PLATE	I2	13	CAP, 45MM	D12	2
BOLT, L. STEERING HANDLE LEVER			BRACKET, RR.	E2	3	CARBURETOR ASSY.	E12	19
PIVOT	G4	21	BRACKET, RR. BRAKE	H1	6	CARBURETOR ASSY. 1	E12	20
BOLT, LEVER SOCKET, 5X5	G7	24	BRACKET, SIDE STAND	H14	1	CARBURETOR ASSY. 2	E12	21
BOLT, MAIN STEP BRACKET	H12	20	BRIDGE COMP., FORK TOP	G8	12	CARBURETOR ASSY. 3	E12	22
BOLT, OIL, 10X22	G7	31	BRUSH SET, TERMINAL	E2	2	CARBURETOR ASSY. 4	E13	23
	G16	18	BULB	G1	15			
BOLT, OIL, 10X34	G7	30		I3	21			



PART NAME INDEX

E


Description	Address No.	Ref. No.	Description	Address No.	Ref. No.	Description	Address No.	Ref. No.
CARBURETOR ASSY., L. FR.	E12	21	CLIP B12, TUBE	H9	14	COLLAR, 20.2X6.5	D13	21
CARBURETOR ASSY., L. RR.	E13	23	CLIP C11, TUBE	I10	35	COLLAR, 25X28X11	E7	13
CARBURETOR ASSY., R. FR.	E12	20	CLIP C6.5, TUBE	H6	27	COLLAR, 25X28X9	E7	7
CARBURETOR ASSY., R. RR.	E13	22	CLIP C9, TUBE	I13	35	COLLAR, 6.3X13	G6	20
CARTRIDGE, OIL FILTER	E3	10	CLIP, BODY COVER	I16	41	COLLAR, 8.8X11	H6	23
CASE ASSY., SPEEDOMETER LOWER	G2	12	CLIP, BREATHER TUBE	H9	7	CONNECTOR, MASTER CYLINDER	G6	8
CASE COMP., DRIVE CHAIN	H15	2	CLIP, CABLE, 15MM	I10	28		G16	3
CASE COMP., L. BOTTOM	G12	19	CLIP, CABLE, 20MM	I10	29	COOLER COMP., OIL	I9	1
CASE COMP., R. BOTTOM	G11	11	CLIP, CABLE, 25MM	I10	30	CORD COMP., LICENSE	I5	10
CASE COMP., SPEEDOMETER UPPER	G2	10	CLIP, METER PANEL	G2	4	CORD HOLDER, CYLINDER HEAD	D1	6
CASE, AIR CLEANER	H9	4	CLIP, PISTON PIN, 14MM	E6	4	COTTER, VALVE	D6	22
CASE, CHOKE LEVER	G4	5	CLIP, PISTON PIN, 15MM	D13	25	COUNTERSHAFT COMP.	E7	3
CASE, THERMOSTAT	E11	2	CLIP, SUB TANK HOSE	H9	8	COVER	G13	7
CENTER B, CLUTCH	D13	5	CLIP, TUBE	E13	31	COVER A, MAGNETIC SWITCH	I6	5
CENTER, CLUTCH	D13	4		H6	26	COVER ASSY., L. SIDE	H8	23
CENTER, GEARSHIFT DRUM	E9	6	CLIP, WIRE HARNESS	G2	5	COVER ASSY., R. SIDE	H8	17
CHAIN SET, DRIVE	H15	1	CLIP, 2X70	D1	9	COVER B, MAGNETIC SWITCH	I6	6
CHAIN, OIL PUMP	E3	5		I7	20	COVER COMP., L.	D16	1
CHAMBER SET, FLOAT	E15	4	CLUTCH, ONE WAY	D13	13	COVER COMP., LICENSE	I5	11
CIRCLIP	G7	35	COCK ASSY., FUEL AUTO	H5	1	COVER SET, COCK	H5	2
	G16	14	COIL COMP., IGNITION	I7	2	COVER, A.C. GENERATOR	D15	2
CIRCLIP, EXTERNAL, 12MM	E10	30	COLLAR	G10	4	COVER, AIR CLEANER CASE	H9	2
CIRCLIP, EXTERNAL, 14MM	E10	31	COLLAR B, ENGINE HANGER	I9	9	COVER, BATTERY TERMINAL	I6	4
CIRCLIP, EXTERNAL, 42MM	D11	28	COLLAR B, PIVOT	H15	7	COVER, BREATHER	D1	3
CIRCLIP, EXTERNAL, 75MM	H4	25	COLLAR, BUSH	H16	17	COVER, CHANGE	D16	2
CIRCLIP, INTERNAL, 37MM	H15	23	COLLAR, CONNECTING ROD PIVOT	H16	12	COVER, DUST	G6	10
CIRCLIP, INTERNAL, 62MM	H4	24	COLLAR, COWL SETTING	I15	23		H11	6
CIRCLIP, INTERNAL, 77MM	D13	23	COLLAR, CUSHION ARM	H16	13	COVER, FR. CYLINDER HEAD	D1	1
CIRCLIP, RR. MASTER CYLINDER	G6	3	COLLAR, DRUM SHIFTER	E9	9	COVER, FUSE BOX	I7	12
CIRCLIP, 25MM	E8	31	COLLAR, DRUM STOPPER	E9	17	COVER, R.	D12	1
CLAMP	G2	15	COLLAR, FR. AXLE DISTANCE	G15	6	COVER, RR. CYLINDER HEAD	D1	2
CLAMP B, WATER HOSE	E11	6	COLLAR, FR. FENDER	I2	7	COVER, RR. WHEEL NUT	H3	5
CLAMP, HIGH TENSION CORD	D1	10	COLLAR, FR. WHEEL SIDE	G15	4	COVER, RUBBER	G1	13
CLAMP, HOSE	I12	24	COLLAR, GEARSHIFT LEVER			COVER, SIDE STAND SPRING	H14	5
CLAMP, MASTER CYLINDER OIL			SETTINGS	I16	40	COVER, TERMINAL	I6	7
HOSE	G6	14	COLLAR, GUIDE PLATE DISTANCE	E9	15	COVER, THERMOSTAT	E11	3
	G16	11	COLLAR, L. FR. WHEEL SIDE	G15	5	COVER, WATER PUMP	D16	5
CLAMP, PULSER CORD	D12	5	COLLAR, MAIN PIPE ENGINE			COWL ASSY., FR. UPPER	I14	5
	E3	14	HANGER	I9	13	COWL ASSY., L. LOWER	I14	13
CLAMP, SWITCH CORD	D12	6	COLLAR, MUFFLER MOUNTING	H10	14	COWL ASSY., R. LOWER	I14	11
	D15	7	COLLAR, R. FR. WHEEL SIDE	G15	4	COWL SET A, RR.	H7	7
	D16	10	COLLAR, RADIATOR MOUNTING	I9	7	COWL, INNER HALF	I14	10
CLAMP, WATER HOSE	I12	23		I12	9	COWL, RR.	H7	8
CLAMPER B, FR. BRAKE HOSE	G6	6	COLLAR, RR. AXLE DISTANCE	H3	8	CRANKCASE SET	E5	1
	G9	6	COLLAR, RR. FORK PIVOT	H15	6	CRANKSHAFT COMP.	E6	11
CLAMPER, CLUTCH CABLE	G8	2	COLLAR, SIDE STAND	H14	12	CUP COMP., OIL	G6	11
CLAMPER, FR. BRAKE HOSE	G9	5	COLLAR, SPLINE, 25X12.4	E7	16		G16	5
CLAMPER, L. OIL HOSE	I9	5	COLLAR, SPLINE, 25X9	E7	10	CUSHION	G2	9
CLAMPER, R. OIL HOSE	I9	4	COLLAR, SPRING	G11	3	CUSHION ASSY., RR.	H16	2
CLAMPER, WATER HOSE	E11	11	COLLAR, STAND RUBBER SETTING	H14	11	CUSHION, FUEL TANK	H5	12
	I12	22	COLLAR, STEP LOWER	H12	18	CUSHION, FUEL TANK RR.	H5	13
CLIP	I7	19	COLLAR, TAILLIGHT MOUNTING	I5	4	CUSHION, RR. FENDER	H10	15
CLIP B10, TUBE	H6	25	COLLAR, TOOL BOX MOUNTING	H10	16	CUSHION, RUBBER	G2	7
CLIP B12, TUBE	E14	46	COLLAR, TORQUE LINK	H1	13			



PART NAME INDEX

E


Description	Address No.	Ref. No.	Description	Address No.	Ref. No.	Description	Address No.	Ref. No.
CYLINDER ASSY., FR. BRAKE			(G)			GROMMET, AIR CLEANER CASE	I2	11
MASTER	G6	7	GASKET KIT B	F2		GROMMET, CHOKE ROD	I14	1
CYLINDER ASSY., RR. MASTER	G16	2	GASKET SET	E15	1	GROMMET, FR. FENDER SETTING	I15	30
CYLINDER SET, MASTER	G6	18	GASKET SET A	F1		GROMMET, FUEL TANK	H5	10
			GASKET, A.C. GENERATOR COVER	D15	1	GROMMET, SIDE COVER	G8	1
(D)				F2	4	GROMMET, WIRE HARNESS	I13	25
DAMPER COMP., FR.	G11	12	GASKET, BREATHER COVER	D1	4	GUARD COMP., HEAT	I12	13
DAMPER SET, RR.	H16	6		F1	4	GUARD, R. STEP HEAT	H12	4
DIAPHRAGM	G6	17	GASKET, CONNECTING CAP	E11	13	GUIDE, BRAKE HOSE	H15	4
	G16	12		F2	9	GUIDE, CLUTCH OUTER	D13	3
DISK COMP., FR. BRAKE	G15	9	GASKET, CYLINDER HEAD	D2	7	GUIDE, EX. VALVE	D2	5
DISK, CLUTCH FRICTION	D13	8		D4	7		D4	5
DISK, RR. BRAKE	H3	13	GASKET, CYLINDER HEAD COVER	F1	3	GUIDE, VALVE	D2	3
DRIVER 2, PLUS SCREW	I11	13		D1	5		D4	3
DRUM COMP., GEARSHIFT	E9	5	GASKET, EX. PIPE	F1	5			
DUCT, AIR CLEANER IN.	H9	3		F1	6	(H)		
DUST SEAL	G13	10	GASKET, GEARSHIFT COVER	H10	1	HANDLE, EYE WRENCH, 120MM	I11	14
	H1	18		D16	3	HANDLE, PLUG WRENCH	I11	8
DUST SEAL B	I1	29	GASKET, OIL PAN	F2	3	HARNESS, WIRE	I7	11
DUST SEAL, PIVOT	H14	16		F2	1	HEAD COMP., FR. CYLINDER	D2	6
DUST SEAL, STEERING HEAD	G9	9	GASKET, OIL STRAINER	E3	8	HEAD COMP., RR. CYLINDER	D4	6
DUST SEAL, 26X37X5	H15	22		F2	5	HEADLIGHT ASSY., L.	G1	9
DUST SEAL, 28X37X4	H15	21	GASKET, R. COVER	D12	3	HEADLIGHT ASSY., R.	G1	1
DUST SEAL, 28X42X8	G15	12		F2	2	HEADLIGHT UNIT	G1	2
DUST SEAL, 50X62X5	H4	30	GASKET, WATER PUMP COVER	D16	6	HOLDER ASSY., FUSE	I6	11
				F2	6	HOLDER COMP., BEARING	H3	4
(E)			GAUGE, OIL LEVEL	D12	4	HOLDER SET, BRUSH	E2	6
ELEMENT, AIR CLEANER	H9	1	GEAR COMP., STARTER REDUCTION	D14	7	HOLDER SET, CAMSHAFT	D2	1
EMBLEM, WING MARK	G8	13	GEAR COMP., STARTING CLUTCH	D14	2		D4	1
			GEAR TRAIN COMP., FR.	D6	7	HOLDER, L. MAIN STEP	H12	12
			GEAR TRAIN COMP., RR.	D6	8	HOLDER, L. PILLION STEP	H12	14
			GEAR, CAMSHAFT	D6	9	HOLDER, MASTER CYLINDER	G4	12
			GEAR, COUNTERSHAFT FIFTH	E7	14		G6	15
			GEAR, COUNTERSHAFT FOURTH	E7	11	HOLDER, NEEDLE JET	E15	15
FAN, COOLING	I12	6	GEAR, COUNTERSHAFT LOW	E7	4	HOLDER, R. MAIN STEP	H12	2
FANNEL, AIR	E13	27	GEAR, COUNTERSHAFT SECOND	E7	6	HOLDER, R. PILLION STEP	H12	13
FENDER COMP., FR.	G10	1	GEAR, COUNTERSHAFT SIXTH	E7	17	HOLDER, SPARK UNIT	I2	2
FENDER, RR.	I2	8	GEAR, COUNTERSHAFT THIRD	E7	9	HOLDER, SPARK UNIT COUPLER	I2	1
FILTER, SUB AIR CLEANER	H9	6	GEAR, MAINSHAFT FIFTH	E7	12	HOOK, L. ROPE	I9	12
FLANGE, FINAL DRIVEN	H3	6	GEAR, MAINSHAFT SECOND	E7	5	HOOK, R. ROPE	I9	11
FLANGE, STARTING CLUTCH	D14	3	GEAR, MAINSHAFT SIXTH	E7	15	HOOK, RETURN SPRING	H11	10
FLOAT SET	E15	3	GEAR, MAINSHAFT THIRD & FOURTH	E7	8	HOOK, SEAT CATCH	H7	10
FLYWHEEL COMP.	D15	5	GEAR, PRIMARY DRIVE	D13	17	HORN COMP.	G9	2
FORK ASSY., L. FR.	G12	18	GENERATOR ASSY., FLYWHEEL TYPE			HOSE A, WATER	E11	9
FORK ASSY., R. FR.	G11	1	A.C.	D15	4	HOSE B, WATER	E11	10
FORK, CENTER GEARSHIFT	E9	2	GENERATOR ASSY., PULSE	D14	8	HOSE, L. FR. BRAKE	G6	4
FORK, L. GEARSHIFT	E9	3	GRILLE COMP., LOWER RADIATOR	I14	2	HOSE, L. RADIATOR	I12	21
FORK, R. GEARSHIFT	E9	1	GRILLE, RADIATOR UPPER	I12	4	HOSE, LOWER RADIATOR	I12	19
FUSE, BLADE	I6	16	GRIP	I11	4	HOSE, MASTER CYLINDER	G16	6
	I8	25	GRIP, L. HANDLE	G4	15	HOSE, MASTER CYLINDER OIL	G6	12
			GRIP, R. HANDLE	G4	14	HOSE, R. FR. BRAKE	G6	5
			GROMMET	G2	8	HOSE, R. RADIATOR	I12	20



PART NAME INDEX

E

Description	Address No.	Ref. No.	Description	Address No.	Ref. No.	Description	Address No.	Ref. No.
HOSE, RR. BRAKE.....	G16	1	LENS COMP., WINKER.....	I3	5	(N)		
HOSE, UPPER RADIATOR.....	I12	18	LENS, LICENSE.....	I5	9	NEEDLE COMP., JET.....	E15	13
HOUSING COMP., L.....	G1	11	LEVER ASSY., R. HANDLE.....	G6	21	NUT-WASHER, 6MM.....	E2	8
HOUSING COMP., R.....	G1	3	LEVER COMP., CLUTCH.....	D16	7		H8	29
HOUSING, THROTTLE UNDER.....	G4	17	LEVER COMP., L. HANDLE.....	G4	19	NUT, BEAM ADJUSTING.....	G1	7
HOUSING, THROTTLE UPPER.....	G4	16	LEVER SET, LINK.....	E12	1	NUT, CAP, 10MM.....	H14	17
(I)			LEVER SET, R. HANDLE.....	G7	28	NUT, CAP, 4MM.....	I5	19
INNER, ONE WAY CLUTCH.....	D13	6	LEVER, CHOKE.....	G4	4	NUT, CAP, 6MM.....	G7	32
INSULATOR, CARBURETOR.....	D2	10	LEVER, FUEL COCK.....	H5	8		H15	15
	D4	10	LEVER, STARTER.....	E13	25	NUT, CLIP.....	H16	38
(J)			LID ASSY., L. COWL SIDE.....	I15	14	NUT, CLIP, 4MM.....	H9	11
JET, MAIN, #120.....	E16	19	LID ASSY., R. COWL SIDE.....	I14	12		H7	2
JET, MAIN, #122.....	E16	20	LIGHT ASSY., LICENSE.....	I5	6	NUT, CONNECTING ROD.....	I15	25
JET, SLOW, #35.....	E16	21	LINK SET A, STARTER.....	E12	2	NUT, FIXING.....	E6	7
JOINT.....	E12	5	LINK SET B, STARTER.....	E12	8	NUT, FLANGE, 10MM.....	G4	22
JOINT SET, FUEL.....	E12	10	LINK, TORQUE.....	H1	12	NUT, FLANGE, 12MM.....	H2	29
JOINT, BOOST.....	D4	11	LOCK ASSY., SEAT.....	H7	11	NUT, FLANGE, 18MM.....	I10	24
JOINT, BRAKE HOSE.....	G16	10	(M)			NUT, FLANGE, 18MM.....	H15	16
JOINT, BRAKE ROD.....	G16	16	MAINSHAFT.....	E7	1	NUT, FLANGE, 5MM.....	I2	21
JOINT, LEVER.....	G7	25	MARK A, UPPER COWL.....	J2	8		I16	48
JOINT, PIPE.....	H16	10	MARK B, RR. COWL.....	J2	21	NUT, FLANGE, 6MM.....	I2	22
JOINT, SPEEDOMETER.....	G2	23	MARK B, UPPER COWL.....	J5	23		I4	26
JOINT, WATER.....	E11	8	MARK B, DRIVE CAUTION.....	J4	3	NUT, FLANGE, 8MM.....	H3	19
(K)			MARK, DRIVE CHAIN CAUTION.....	J5	23		H10	19
KEY SET.....	G8	3	MARK, L. COWL LID.....	J4	5	NUT, GOVERNOR ARM FIXING.....	H16	49
KEY, BLANK.....	G8	7	MARK, L. FUEL TANK.....	J1	10	NUT, HEX., 5MM.....	H11	15
KNOB, TRIP METER.....	G2	16	MARK, L. LOWER COWL.....	J4	2	NUT, HEX., 6MM.....	G3	31
KNOCKER, MASTER CYLINDER.....	G7	22	MARK, L. SIDE COVER.....	J2	3		G5	30
(L)			MARK, L. SIDE COVER.....	J4	2	NUT, HEX., 8MM.....	H11	16
LABEL.....	H16	18	MARK, L. SIDE COVER.....	J4	14		I6	13
LABEL B.....	G11	17	MARK, L. SIDE COVER.....	J5	20	NUT, LOCK, 20MM.....	G16	22
LABEL, ACCESSORIES & LOADING.....	J1	7	MARK, R. COWL LID.....	J3	23	NUT, LOCK, 22X2.0.....	D13	18
LABEL, COLOR.....	J1	11	MARK, R. FUEL TANK.....	J5	20	NUT, LOCK, 38MM.....	I10	25
LABEL, FUEL.....	J1	12	MARK, R. LOWER COWL.....	J4	4	NUT, LOCK, 38MM.....	H3	18
LABEL, FUSE.....	I7	13	MARK, R. SIDE COVER.....	J2	2	NUT, PLATE, 4MM.....	I15	26
LABEL, HELMET HOLDER.....	J1	6	MARK, R. SIDE COVER.....	J4	1	NUT, RR. AXLE.....	H4	21
LABEL, RADIATOR.....	J1	5	MARK, R. SIDE COVER.....	J2	13	NUT, RR. FORK PIVOT.....	H15	17
LABEL, RESERVE TANK.....	J1	3	MARK, R. SIDE COVER.....	J4	13	NUT, SERRATE, 5MM.....	H13	30
LABEL, RR. DAMPER WARNING.....	H16	19	MARK, R. SIDE COVER.....	J5	19	NUT, SPECIAL.....	I3	7
LABEL, SWING ARM.....	J1	8	MARK, THIRTIETH ANNIVERSARY.....	J3	22	NUT, SPECIAL, 6MM.....	H10	20
LABEL, TIRE.....	J1	2	MAT, L. SIDE COVER.....	J2	7	NUT, SPEED, 4MM.....	I14	6
LABEL, WINDSHIELD.....	J1	9	MAT, R. SIDE COVER.....	H8	20	NUT, STEERING STEM FLANGE.....	G8	17
			METER ASSY., COMBINATION.....	H8	19	NUT, U, 10MM.....	H16	25
			METER ASSY., TEMPERATURE.....	G2	2	NUT, U, 6MM.....	G7	33
			MIRROR, L. BACK.....	G2	21	NUT, UPPER COWL.....	I13	27
			MIRROR, R. BACK.....	I16	33	(O)		
			MOTOR ASSY., FAN.....	I15	32	O-RING.....	E2	11
			MOTOR ASSY., STARTER.....	I12	3		G12	26
			MUFFLER COMP., EX.....	E2	1		G14	23
				H10	4			




PART NAME INDEX

E

Description	Address No.	Ref. No.	Description	Address No.	Ref. No.	Description	Address No.	Ref. No.
0-RING.....	H5	5	PAWL B, RATCHET.....	E9	11	PIPE, R. FR. EX.....	H10	6
0-RING B.....	H5	17	PEDAL COMP., GEAR CHANGE.....	H11	2	PIPE, THREE WAY JOINT.....	H5	6
0-RING, 13.5X1.4.....	I13	33	PEDAL, GEAR CHANGE.....	H11	1	PIPE, THROTTLE GRIP.....	G4	13
0-RING, 13.8X2.4.....	G12	25	PEDAL, RR. BRAKE.....	H11	9	PISTON.....	E6	2
0-RING, 14.6X3.7.....	E3	18	PIECE, CLUTCH JOINT.....	D13	12		G13	13
	F2	14	PIECE, CLUTCH LIFTER ROD.....	D16	9		H1	17
0-RING, 14.7X2.2.....	E3	21	PIECE, OIL LOCK.....	G11	13	PISTON A.....	G13	12
	F2	17	PIN B, DOWEL, 8X14.....	E5	10	PISTON COMP., VACUUM.....	E15	12
0-RING, 14.8X2.4.....	G7	36	PIN C, PILLION STEP.....	H13	30	PISTON SET, MASTER CYLINDER.....	G16	8
	G16	20	PIN COMP., BRAKE ROD.....	G16	15	PLATE SET, STAY.....	E12	9
0-RING, 17X3.....	E11	16	PIN, DOWEL, 10X10.....	D2	18	PLATE SET, VALVE.....	E15	7
	F1	10		D4	19	PLATE, BEARING SETTING.....	E7	2
0-RING, 18.3X2.3.....	E11	14	PIN, DOWEL, 10X16.....	D2	23	PLATE, CLIP.....	E13	32
	F2	11		D4	23	PLATE, CLUTCH.....	D13	9
0-RING, 18.5X2.4.....	E3	20	PIN, DOWEL, 3X5.....	D11	27	PLATE, CLUTCH LIFTER.....	D13	11
	F2	16	PIN, DOWEL, 8X14.....	D12	9	PLATE, CLUTCH PRESSURE.....	D13	10
0-RING, 18X3.....	D12	8		D16	13	PLATE, COCK LEVER GUARD.....	H5	4
	F2	12		E4	26	PLATE, DIAPHRAGM.....	G6	16
0-RING, 21.2X2.4.....	E11	17		E5	9		G16	13
	F1	11	PIN, DOWEL, 8X31.5.....	E10	20	PLATE, GUIDE.....	E9	13
0-RING, 24.4X3.1.....	E2	10	PIN, DRIVE.....	H3	15	PLATE, HELMET WIRE.....	H7	12
	F2	15	PIN, GEARSHIFT FORK GUIDE.....	E7	19	PLATE, OIL PATH PIPE.....	D2	9
0-RING, 32.95X2.62.....	D16	19	PIN, HANGER.....	G14	20		D4	9
	F2	13		H1	25	PLATE, PILLION STEP CLICK.....	H12	15
0-RING, 47.5X2.....	E11	15	PIN, KNOCK.....	E15	17	PLATE, REGISTERED NUMBER.....	J1	1
	F1	9	PIN, KNOCK, 8X8.....	E3	17	PLATE, SHIFT DRUM BEARING		
0-RING, 48.1X3.6.....	D12	7	PIN, MAIN STEP BAR JOINT.....	H12	3	SETTING	E9	22
	F2	10	PIN, PISTON.....	E6	3	PLATE, SIDE COVER.....	H7	14
0-RING, 7.8X2.2.....	E3	22	PIN, PISTON, 10X33.....	D14	1	PLATE, SPRING SETTING.....	D13	7
	F2	18	PIN, SCREEN SETTING.....	I14	7	PLATE, STAND SPRING.....	H14	9
0-RING, 9.6X2.6.....	E3	19	PIN, SHIFT RETURN SPRING.....	E9	21	PLATE, 6MM.....	I15	27
	I10	32	PIN, SHIFTER.....	E9	7	PLIERS, 135.....	I11	12
OIL SEAL, 12X20X6.....	D16	16	PIN, SPLIT, 1.6X12.....	H13	28	PLUG, CONE TYPE.....	I13	32
OIL SEAL, 13X22X5.....	D16	17	PIN, SPLIT, 2.0X15.....	G16	23	PLUG, PIN.....	G14	17
OIL SEAL, 17X27X5.....	I1	28		H13	29		H1	23
OIL SEAL, 34X52X13.....	E8	35	PIN, SPLIT, 2.0X18.....	H2	30	PLUG, SEALING SPECIAL.....	D2	4
OIL SEAL, 8X25X8.....	E5	8	PIN, SPLIT, 2.0X25.....	E4	25		D4	4
OUTER COMP., CLUTCH.....	D13	2	PIN, SPLIT, 2.5.....	H4	31	PLUG, SPARK.....	D3	26
OUTER COMP., STARTER CLUTCH.....	D14	4	PIN, SPRING, 4X12.....	D14	13		D5	26
			PIPE B, OIL.....	E3	12	PLUNGER, PAWL.....	E9	12
			PIPE B, WATER.....	E11	7	PROTECTOR, HOSE.....	I14	8
			PIPE C, OIL.....	E3	13	PROTECTOR, MUFFLER.....	H10	5
			PIPE COMP., FR. FORK.....	G11	6	PUMP ASSY., OIL.....	E3	3
			PIPE COMP., L. OIL HOSE.....	I9	3	PUMP COMP., WATER.....	D16	4
			PIPE COMP., L. STEERING HANDLE.....	G8	10			
			PIPE COMP., OIL.....	E3	11			
			PIPE COMP., OIL PATH.....	D2	8			
				D4	8			
			PIPE COMP., R. OIL HOSE.....	I9	2			
			PIPE COMP., R. STEERING HANDLE.....	G8	8			
			PIPE COMP., RR. EX.....	H10	7			
			PIPE, DRAIN.....	H16	4			
			PIPE, L. FR. EX.....	H10	12			
			PIPE, OIL STRAINER.....	E3	6			

(P)


(R)



PART NAME INDEX

E


Description	Address No.	Ref. No.	Description	Address No.	Ref. No.	Description	Address No.	Ref. No.
REFLECTOR, REFLEX.....	I2	3	(S)			SCREW, SPECIAL, 6X8.....	I4	23
RELAY COMP., STARTER.....	I7	16	SCREEN SET, WIND.....	I14	4	SCREW, TAPPING, 3X12.....	G3	30
RELAY COMP., WINKER.....	I7	14	SCREW SET.....	E12	7	SCREW, TAPPING, 3X16.....	G8	20
RETAINER.....	H1	8	SCREW SET A.....	E15	6	SCREW, TAPPING, 4X10.....	H8	28
RETAINER, VALVE SPRING.....	D6	19	SCREW SET C.....	E12	6	SCREW, TAPPING, 4X12.....	I16	46
RETAINER, 6MM.....	I15	20	SCREW-WASHER, 3X10.....	G3	26	SCREW, TAPPING, 4X16.....	H8	28
RING.....	E2	7	SCREW-WASHER, 3X22.....	G2	20	SCREW, TAPPING, 4X8.....	G1	17
RING SET, PISTON.....	E6	1	SCREW-WASHER, 4X12.....	G3	29	SCREW, TAPPING, 4X8.....	I13	34
RING, BACK UP.....	G11	7		G7	39	SCREW, TAPPING, 5X16.....	I2	19
RING, OIL SEAL STOPPER.....	G11	14		G16	21		I8	22
RING, SET, 52MM.....	E8	30		H8	27	SEAL.....	G2	19
RING, SNAP.....	G10	6	SCREW-WASHER, 4X14.....	I16	44	SEAL SET, FR. FORK.....	G11	16
RING, STOPPER.....	G11	5	SCREW-WASHER, 4X16.....	E13	44	SEAL, DUST.....	G12	24
ROD ASSY., CUSHION CONNECTING.....	H16	9		E15	18	SEAL, EX. VALVE STEM.....	D6	1
ROD ASSY., FR. CONNECTING.....	E6	5	SCREW-WASHER, 4X8.....	E13	43		F1	1
ROD ASSY., RR. CONNECTING.....	E6	8	SCREW-WASHER, 5X10.....	I5	17	SEAL, JOINT.....	G13	6
ROD COMP., CLUTCH LIFTER.....	D13	16	SCREW-WASHER, 5X12.....	E14	45	SEAL, PACKING.....	I3	20
ROD COMP., PUSH.....	G16	9		I16	45	SEAL, PISTON.....	G14	18
ROD SET, STARTER LINK.....	E12	3	SCREW-WASHER, 5X18.....	H9	12		H1	24
ROLLER, 10.2X11.5.....	D14	12	SCREW-WASHER, 5X20.....	G7	38	SEAL, VALVE STEM.....	D6	2
ROLLER, 3X8.5.....	D11	30	SCREW-WASHER, 5X25.....	G5	29		F1	2
ROLLER, 4X8.....	E10	34		I5	18	SEAT COMP., MAIN.....	H7	3
RUBBER B, HEAT GUARD.....	I12	15	SCREW-WASHER, 6X12.....	G5	28	SEAT COMP., PILLION.....	H7	4
RUBBER C, STOPPER.....	H9	9	SCREW, BEAM ADJUSTING.....	G1	5	SEAT SET, VALVE.....	E15	2
RUBBER, BACK MIRROR MOUNTING.....	I14	3	SCREW, BLEEDER.....	G13	1	SEAT, CLUTCH SPRING.....	D13	15
RUBBER, CHAIN CASE.....	H15	11		H1	10	SEAT, SPRING.....	G11	4
RUBBER, CHANGE PEDAL.....	H11	3	SCREW, COCK LEVER SETTING.....	H6	22		H16	16
RUBBER, FAIRING MOUNTING.....	I14	9	SCREW, FAIRING SETTING.....	I16	35	SEAT, VALVE SPRING INNER.....	D6	21
RUBBER, FR. FENDER MOUNTING.....	I2	5	SCREW, FLAT, 4X50.....	G7	37	SEAT, VALVE SPRING OUTER.....	D6	20
RUBBER, FR. WINKER.....	I4	22	SCREW, FLAT, 5X12.....	H15	14	SENDING UNIT, WATER.....		
RUBBER, GEAR CHANGE PEDAL.....	H11	4	SCREW, FLAT, 5X12.....	H15	14			
RUBBER, HEAT GUARD.....	I12	14	SCREW, OVAL, 4X12.....	I4	25	TEMPERATURE.....	E11	12
RUBBER, L. FUEL TANK SIDE.....	H5	19	SCREW, OVAL, 5X20.....	G3	28	SHAFT, GEARSHIFT FORK.....	E9	4
RUBBER, L. HEAT GUARD.....	H8	25	SCREW, OVAL, 6X45.....	G8	16	SHAFT, ROCKER ARM.....	D6	12
RUBBER, MOUNTING.....	D1	8	SCREW, PAN.....	E12	15	SHAFT, SCREW DRIVER.....	I11	3
RUBBER, MUFFLER MOUNTING.....	H10	13	SCREW, PAN, 2X6.....	G3	27	SHAFT, STARTER LINK.....	E13	30
RUBBER, OIL COOLER MOUNTING.....	I15	17	SCREW, PAN, 3X6.....	G4	24	SHIFTER, DRUM.....	E9	8
RUBBER, OIL CUP MOUNTING.....	G6	2	SCREW, PAN, 4X10.....	E13	41	SHIM, DRIVEN FLANGE.....	H4	26
RUBBER, PROTECTOR.....	H10	3	SCREW, PAN, 4X12.....	E13	42	SHIM, APPET.....	D9	23
RUBBER, R. FUEL TANK SIDE.....	H5	18	SCREW, PAN, 4X19.....	H9	10	SHROU. COMP.....	I12	2
RUBBER, R. HEAT GUARD.....	H8	21	SCREW, PAN, 4X32.....	G5	25	SLIDE, CHAIN.....	H15	9
RUBBER, RADIATOR CAP GUARD.....	I12	7	SCREW, PAN, 4X45.....	G5	26	SOCKET COMP., L. FR. WINKER.....	I3	12
RUBBER, RADIATOR MOUNTING.....	I9	6	SCREW, PAN, 4X8.....	E13	40	SOCKET COMP., L. RR. WINKER.....	I3	18
	I12	8	SCREW, PAN, 5X10.....	E12	17	SOCKET COMP., POSITION LIGHT.....	G1	12
RUBBER, SEAL.....	H9	5	SCREW, PAN, 5X12.....	H8	26	SOCKET COMP., R. FR. WINKER.....	I3	4
RUBBER, SHIELD.....	G1	4	SCREW, PAN, 5X20.....	D2	21	SOCKET COMP., R. RR. WINKER.....	I3	16
RUBBER, SHOCK.....	I6	12		G5	27	SOCKET COMP., SPEEDOMETER.....	G2	11
RUBBER, SPEEDOMETER MOUNTING.....	I5	15	SCREW, PAN, 5X22.....	I5	16	SOCKET COMP., TACHOMETER.....	G2	18
RUBBER, SPEEDOMETER SETTING.....	G2	6	SCREW, PAN, 5X25.....	D2	22	SOCKET COMP., TAILLIGHT.....	I5	5
RUBBER, STAND.....	H14	10		D4	22	SPACER, CENTER LOCK.....	H3	7
			SCREW, PAN, 5X6.....	D2	20	SPACER, IGNITION COIL.....	I7	4
				D4	21	SPANNER, PIN.....	I11	5
			SCREW, PAN, 6X16.....	G1	18	SPANNER, 10X12.....	I11	11
			SCREW, RIVET, 1.5X5.....	I10	31	SPARK UNIT.....	I7	1



PART NAME INDEX

E

Description	Address No.	Ref. No.	Description	Address No.	Ref. No.	Description	Address No.	Ref. No.
SPEEDOMETER COMP.	G2	13	STAY, TAILLIGHT	I5	3	TOOL SET	I11	2
SPINDLE COMP., GEARSHIFT	E9	19	STAY, UNDER RADIATOR	I12	17	TOP COMP.	E15	11
SPRING	E12	12	STAY, WINKER	I3	13	TUBE	E13	29
SPRING SET, CLUTCH	D13	14	STAY, WIRE	E13	24	TUBE COMP.	E13	28
SPRING, BRAKE PEDAL RETURN	H11	11	STEM COMP., STEERING	G9	7	TUBE, AUTO COCK AIR	H5	7
SPRING, CAM GEAR	D6	10	STEP ASSY., L. MAIN	H12	8	TUBE, FUEL	H5	3
SPRING, CAMSHAFT GEAR	D6	11	STEP ASSY., R. MAIN	H12	7	TUBE, FUEL TANK DRAIN	H5	11
SPRING, CARBON BRUSH	E2	4	STOPPER COMP., DRUM	E9	16	TUBE, FUEL, 7.3X790	H9	13
SPRING, CLUTCH LEVER	D16	8	STRAINER COMP., OIL	E3	7	TUBE, VINYL, 7X11X130	I10	36
SPRING, COIL	G1	8	STRIPE, FUEL TANK	J2	1	TUBE, 14X115	H9	15
SPRING, COMPRESSION COIL	E12	11	STRIPE, L. COWL LID	J2	6	TUBE, 5.3X430	H6	28
	E15	10		J4	10	TUBE, 5.3X700	H6	29
SPRING, DRUM STOPPER	E9	13	STRIPE, L. LOWER COWL	J2	12	TUBE, 5X870	I13	36
SPRING, FR. FORK	G11	2	STRIPE, L. SIDE COVER	J5	18			
SPRING, GEARSHIFT RETURN	E9	20	STRIPE, L. SIDE COWL	J2	16	(V)		
SPRING, HANDLE LEVER	G7	27	STRIPE, R. COWL LID	J2	5	VALVE ASSY., CHECK	H5	15
SPRING, KICK STARTER STOPPER	H12	1		J4	9	VALVE ASSY., RELIEF	E3	9
SPRING, L. STEP RETURN	H12	9	STRIPE, R. LOWER COWL	J2	11	VALVE SET B, STARTER	E15	9
SPRING, LOCK SETTING	H7	9	STRIPE, R. SIDE COVER	J4	17	VALVE SET, STARTER	E15	8
SPRING, PAD	G13	9	STRIPE, R. SIDE COWL	J2	15	VALVE, EX.	D6	16
	H1	5	STRIPE, UPPER COWL	J2	4	VALVE, IN.	D6	15
SPRING, PAWL PLUNGER	E9	14	STUD, 6X14	I15	18	VALVE, RIM	G15	2
SPRING, R. STEP RETURN	H12	6	SUB STAY, UPPER COWL	I15	16		H3	12
SPRING, ROCKER ARM SIDE	D6	14	SUSPENSION, STARTER RELAY	I7	17	(W)		
SPRING, RR. CUSHION	H16	3	SUSPENSION, WINKER RELAY	I7	15	WASHER, CHAIN SLIDER	I2	16
SPRING, SIDE STAND	H14	4	SWITCH ASSY., COMBINATION & LOCK	G8	4	WASHER, CONICAL SPRING, 38	H4	23
SPRING, STARTING CLUTCH ROLLER	D14	5		G6	1	WASHER, DRAIN PLUG, 12MM	E4	24
SPRING, STOP SWITCH	H11	8	SWITCH ASSY., FR. STOP	G6	1		F2	19
SPRING, VALVE INNER	D6	17	SWITCH ASSY., NEUTRAL	E9	23	WASHER, LOCK	D13	20
SPRING, VALVE OUTER	D6	17	SWITCH ASSY., OIL PRESSURE	E5	2	WASHER, LOCK, 25MM	E8	29
SPROCKET, DRIVE	E7	18	SWITCH ASSY., RR. STOP	H11	7	WASHER, OIL BOLT	G7	34
SPROCKET, FINAL DRIVEN	H3	1	SWITCH ASSY., STARTER KILL	G4	9		G16	19
SPROCKET, OIL PUMP DRIVE	D13	1	SWITCH ASSY., STARTER MAGNETIC	I6	9	WASHER, PLAIN, 10MM	I10	33
SPROCKET, OIL PUMP DRIVEN	E3	4	SWITCH ASSY., WINKER	G4	10	WASHER, PLAIN, 12MM	I10	26
STATOR COMP.	D15	6	SWITCH COMP., FR. LEVER	G4	11	WASHER, PLAIN, 14MM	H15	18
STAY COMP., R. RR. LOWER COWL	I15	22	SWITCH COMP., STARTER MAGNETIC	I6	10	WASHER, PLAIN, 4MM	I5	20
STAY COMP., RR. BRAKE	H1	7				WASHER, PLAIN, 5MM	G2	25
STAY COMP., UPPER COWL MAIN	I15	15	(T)			WASHER, PLAIN, 6MM	H13	26
STAY SET, RR.	H1	9	T-JOINT	E12	4		I2	23
STAY, CHOKE LEVER	G4	7	TACHOMETER ASSY.	G2	17	WASHER, PLAIN, 7MM	G8	18
STAY, DRIVE CHAIN CASE	H15	3	TAILLIGHT SUB ASSY.	I5	2	WASHER, PLAIN, 8MM	H13	27
STAY, FR. MASTER CYLINDER	G6	19	TAILLIGHT UNIT	I5	1	WASHER, RR. AXLE	H4	27
STAY, HORN	G9	3	TANK ASSY., FUEL	H5	9	WASHER, SEALING, 10MM	E5	6
STAY, IGNITION COIL	I7	3	TANK, RESERVE	I12	11		E10	24
STAY, L. COWL SIDE	I15	24	TAPE	G9	8	WASHER, SEALING, 6.5MM	D16	12
STAY, L. FR. FENDER MOUNTING	G10	3		H7	16		F2	7
STAY, L. FR. WINKER	I3	9	THERMOSTAT ASSY.	E11	1		E5	7
STAY, MUFFLER	H10	8	THERMOSWITCH ASSY.	I13	26		F2	8
STAY, R. COWL SIDE	I15	21	THREAD B, STEERING HEAD TOP	G9	13			
STAY, R. FR. FENDER MOUNTING	G10	2	THREAD, STEERING HEAD TOP	G9	11			
STAY, R. FR. WINKER	I3	8	TIRE ASSY., FR.	G15	8			
STAY, RADIATOR UNDER	I12	16	TIRE ASSY., RR.	H3	11			
STAY, SUB TANK MOUNTING	I9	15						
STAY, TAILLIGHT	H7	1						



PART NAME INDEX

E

Description	Address No.	Ref. No.	Description	Address No.	Ref. No.	Description	Address No.	Ref. No.
WASHER, SEALING, 6MM	D11	26						
	F1	8						
WASHER, SPECIAL, 6MM	I13	31						
WASHER, SPECIAL, 8MM	G12	23						
WASHER, SPLINE, 25MM	E8	28						
WASHER, SPLINE, 25X31X1.5	E8	24						
WASHER, SPRING, 10MM	G4	6						
WASHER, SPRING, 6MM	I6	14						
WASHER, STEEL PLATE	E2	9						
WASHER, STEERING STEM	G9	14						
WASHER, THRUST	H14	15						
WASHER, THRUST, 17.2MM	E7	21						
WASHER, THRUST, 20MM	D13	19						
	E8	25						
WASHER, THRUST, 25.2X34	E8	23						
WASHER, THRUST, 25MM	E8	26						
WASHER, THRUST, 5MM	D2	17						
	D4	18						
WASHER, TONGUED	E12	18						
WASHER, TORQUE LINK	H1	14						
WASHER, WAVE, 17.5MM	H12	22						
WASHER, 10.2MM	E8	27						
WASHER, 10X25X4	D14	10						
	D15	9						
WASHER, 12MM	E10	26						
WASHER, 14MM	E10	25						
WASHER, 36X66X1.6	D13	22						
WASHER, 42X53X2	D11	25						
WASHER, 6X2.3	E10	27						
WASHER, 8MM	H4	22						
WEIGHT, BALANCE	G15	1						
	H3	10						
WEIGHT, HANDLE	G8	9						
WHEEL SET, FR.	G15	7						
WHEEL SET, RR.	H3	9						
WINKER ASSY., L. FR.	I3	10						
WINKER ASSY., L. RR.	I3	17						
WINKER ASSY., R. FR.	I3	1						
WINKER ASSY., R. RR.	I3	14						
WIRE, HELMET SET	H7	13						
WRENCH, BOX, 8MM	I11	6						
WRENCH, EYE, 10X12	I11	9						
WRENCH, EYE, 14X17	I11	10						
WRENCH, EYE, 24MM	I11	15						
WRENCH, PLUG	I11	7						
(X)								
X-RING, 10.5X6.5	D16	18						